

MINUTES

FORT BEND COUNTY MUNICIPAL UTILITY DISTRICT NO. 128

July 22, 2019

The Board of Directors ("Board") of Fort Bend County Municipal Utility District No. 128 ("District") met in regular session, open to the public, on July 22, 2019, at The Muller Law Group, PLLC, Sugar Land, Texas, outside the boundaries of the District, and the roll was called of the members of the Board:

Michael Cabiro	President
Travis H. Van Horn	Vice President
Haley Millis	Secretary
Jeff Hogan	Assistant Secretary
Ketal Mirchandani	Assistant Vice President

and all of the above were present except Director Millis, thus constituting a quorum.

Also present at the meeting were: Shazia Qazi, resident of the District; Crystal Horn of McGrath & Co., PLLC; Anthea Moran of Masterson Advisors LLC ("Masterson"); Chief Deputy John Hermann of Fort Bend County Constable's Office Precinct 4; June Tang of Johnson Development Corp.; Brian Bare of Si Environmental, LLC ("Si"); Chad Hablinski of Costello, Inc.; Kristy Hebert of Tax Tech, Inc.; MaryAnn Mihills of Municipal Accounts & Consulting, L.P.; and Nancy Carter and Amy N. Love of The Muller Law Group, PLLC ("MLG").

PUBLIC COMMENTS

Director Cabiro opened the meeting to public comments.

HEARING ON THE TERMINATION OF UTILITY SERVICE

Ms. Qazi addressed the Board regarding concerns with her water bills. Ms. Qazi stated that she believed her meter to be reading inaccurately and requested an adjustment to her account. She further stated that during the 3 month period in question, the home was unoccupied for a month. Mr. Bare reported that Si inspected the meter and found it to be accurate. The Board discussed potential high usage due to irrigation settings. After review and discussion, Director Van Horn moved to authorize Si to issue a credit of \$40.00 on Ms. Qazi's account to reflect waiver of penalties and fire fees during the period of vacancy and nominal adjustment for sewer usage due to likely irrigation uses. Director Hogan seconded the motion, which passed unanimously.

PUBLIC COMMENTS (CONT'D)

There being no additional public comments, Director Cabiro closed the meeting to public comments.

APPROVE MINUTES

The Board considered approving the minutes of the June 24, 2019, regular meeting. After review and discussion, Director Van Horn moved to approve the minutes as submitted. Director Hogan seconded the motion, which passed unanimously.

LAW ENFORCEMENT MATTERS INCLUDING SECURITY COMMITTEE REPORT

Chief Deputy Hermann presented and reviewed the monthly security report for June, a copy of which is attached. No Board action was taken.

CITY OF SUGAR LAND MATTERS INCLUDING PROPOSED STRATEGIC PARTNERSHIP AGREEMENT REVISION

Ms. Carter reported on discussions with the City of Sugar Land regarding amending the District's Strategic Partnership Agreement. No Board action was taken.

AUTHORIZE AUDITOR TO CONDUCT FISCAL YEAR END AUDIT

The Board considered authorizing McGrath, to conduct the District's audit for the fiscal year ending July 31, 2019. Ms. Horn stated that the estimated cost of the audit is \$13,500. Following discussion, Director Van Horn moved to authorize McGrath, to conduct the audit. Director Hogan seconded the motion, which passed unanimously.

BOND ANTICIPATION NOTE, SERIES 2019

Ms. Moran distributed a summary of the bids received for the District's \$4,075,000 Bond Anticipation Note, Series 2019 ("BAN"), a copy of which is attached. She said that Texas Capital Bank, National Association ("Texas Capital") submitted a bid to purchase the BAN with an interest rate of 2.00% and recommended award of the sale to same. Following discussion, Director Van Horn moved, based on Ms. Moran's recommendation, to award the BAN to Texas Capital. Director Hogan seconded the motion, which passed unanimously.

The Board considered adopting a Resolution Authorizing Issuance of Bond Anticipation Note, Series 2019 ("Resolution"), which provides terms for the District's issuance and sale of the BAN to Texas Capital. After review and discussion, Director Van Horn moved to adopt the Resolution. Director Hogan seconded the motion, which passed unanimously.

The Board then considered authorizing execution of the Purchaser's Investment and Bid Letter from Texas Capital and related certificates and closing documents. After review and discussion, Director Van Horn moved to authorize execution of the Purchaser's Investment and Bid Letter and related certificates and closing documents related to the issuance of the BAN. Director Hogan seconded the motion, which passed unanimously.

Following discussion, Director Van Horn moved to authorize (i) the Board of Directors to sign all documents relating to the BAN and (ii) the District's attorney and financial advisor to take all necessary action to deliver the BAN to Texas Capital. Director Hogan seconded the motion, which passed unanimously.

Mr. Hablinski stated that the Texas Commission on Environmental Quality ("TCEQ") pre-purchase inspection of the facilities being funded by the BAN was completed on July 16, 2019.

Ms. Horn presented a developer reimbursement report in connection with the BAN ("Report"). After review and discussion, Director Van Horn moved to: (1) approve the Report; and (2) authorize disbursement of the BAN proceeds in accordance with the Report, pending closing and receipt of the inspection letter from the TCEQ. Director Hogan seconded the motion, which passed unanimously.

ARBITRAGE REBATE REPORT

Ms. Carter presented the arbitrage rebate report from BLX Group LLC on the District's Unlimited Tax Series 2014 Bonds, noting no payments are due to the Internal Revenue Service. After review and discussion, Director Cabiro moved to accept the report. Director Hogan seconded the motion, which passed by unanimous vote.

FINANCIAL AND BOOKKEEPING MATTERS

Ms. Mihills presented and reviewed the bookkeeper's report, a copy of which is attached. She then reviewed a draft budget for the fiscal year ending July 31, 2020, a copy of which is attached to the bookkeeper's report. After review and discussion, Director Van Horn moved to: (i) approve the bookkeeper's report and payment of the presented checks; and (ii) adopt the budget for fiscal year ending July 31, 2020. Director Hogan seconded the motion, which passed unanimously.

TAX ASSESSMENT AND COLLECTION MATTERS

Ms. Hebert presented the June 2019 tax report, a copy of which is attached. She stated that 99.40% of the District's 2018 property taxes have been collected as of June 30, 2019. After review and discussion, Director Hogan moved to approve the tax report and payment of the checks listed in the report. Director Van Horn seconded the motion, which passed unanimously.

RESOLUTION VOTING FOR A WATER DISTRICT NOMINEE FOR THE BOARD OF DIRECTORS ELECTION FOR FORT BEND CENTRAL APPRAISAL DISTRICT

The Board considered adopting a Resolution Nominating a Candidate for the Board of Directors Election for Fort Bend Central Appraisal District. After review and discussion, Director Cabiro moved to adopt the Resolution, casting the District's 25 votes in favor of Michael D. Rozell. Director Hogan seconded the motion, which passed unanimously.

OPERATION OF DISTRICT FACILITIES

Mr. Bare presented the operator's report, a copy of which is attached. He stated that a total of 3117 taps have been installed as of June 28, 2019, including 20 additional taps during the prior month, and reviewed the repairs and maintenance since the Board's last meeting. After review and discussion, Director Hogan moved to approve the operator's report. Director Van Horn seconded the motion, which passed unanimously.

The Board next conducted a hearing on the termination of utility service. Mr. Bare reported that the residents on the delinquent letter accounts listing were mailed written notice prior to this meeting in accordance with the Rate Order, notifying them of the opportunity to appear before the Board of Directors to explain, contest, or correct the utility service bill and to show reason why the utility service should not be terminated for reason of nonpayment. A copy of the delinquent letter accounts listing is attached. Director Hogan moved that, because the residents on the attached list were neither present at the meeting nor had presented any statement on the matter, utility service should be terminated in accordance with procedures set forth in the Rate Order. Director Van Horn seconded the motion, which passed unanimously.

ENGINEER'S REPORT

Mr. Hablinski presented the engineer's report, a copy of which is attached. He reported that the pavement over a deep sanitary service line located at 5707 Clouds Creek Lane has cracked and is

in need of repair. Mr. Hablinski added that the service line does not appear to have a leak or collapsed pipe; however, he does believe the cracking of the pavement could have been caused as a result of the settlement of backfill. Discussion ensued, and Mr. Hablinski distributed and reviewed a proposal from D & J Construction, Inc. to remove and replace the paving at a cost of \$26,865.00, a copy of the proposal is attached.

After review and discussion, and based on the engineer's recommendation, Director Van Horn moved to (i) approve the engineer's report, and (ii) authorize execution of a construction contract with D & J Construction, Inc. in the amount of \$26,865.00 to remove and replace paving over a sanitary service line located at 5707 Clouds Creek Lane. Director Hogan seconded the motion, which passed unanimously.

DEVELOPMENT IN THE DISTRICT


Ms. Tang presented the developer's report, a copy of which is attached, and reported on the status of development in Riverstone. No Board action was taken.

STORMWATER QUALITY MANAGEMENT PLAN

There was no report on this agenda item.

DIRECTOR APPOINTMENT

The Board tabled action on this agenda item



Halcyon Mullis
Secretary, Board of Directors

LIST OF ATTACHMENTS TO MINUTES

	Minutes
	<u>Page</u>
Ms. Qazi's history ledger.....	1
law enforcement report.....	1
summary of the bids	2
bookkeeper's report.....	3
tax report.....	3
operator's report.....	3
termination list.....	3
engineer's report.....	3
proposal from D & J Construction.....	4
developer report.....	4

Any documents referenced in these minutes and not attached herein are retained in the District's official records in accordance with the District's Record Management Program and are available upon request.

FORT BEND COUNTY MUD 128

District Code: 221

HISTORY LEDGER

Date:07/18/2019 Page: 1

ACCOUNT: 221-10397-01
NAME: QAZI, SHAZIA
CITY: SUGAR LAND

SERVICE ADDRESS: 6426 TARRION BAY LN
MAILING ADDRESS: 6426 TARRION BAY LN
STATE: TX ZIP: 77479

CONNECT DATE: 03/22/2019
FINAL DATE:

WATER PRES	WATER PREV	WATER USAGE	PAYMENT DATE	BILL PER.	PENALTY	WATER	SEWER	CITY GRP	FIRE	GREASE TR	DEPOSIT	TRANSFER	MISCELLAN	TOTALS	BALANCE
					Bal FW										.00
26.4	26.4	.0	0.00	MAR 2019	.00	.00	.00	.00	.00	.00	.00	.00	.00	.00	.00
49.3	26.4	22.9	0.00	APR 2019	.00	37.09	56.68	51.75	.00	.00	17.96	.00	.00	35.00	198.48
70.0	49.3	20.7	0.00	MAY 2019	13.57	33.48	55.48	46.78	.00	.00	17.96	.00	.00	.00	167.27
80.8	70.0	10.8	0.00	JUN 2019	.00	19.17	52.12	24.41	.00	.00	17.96	.00	.00	.00	113.66
*****TOTALS*****															
		54.4	0.00		13.57	89.74	164.28	122.94	0.00	0.00	53.88	0.00	0.00	35.00	479.41

WorkOrder: 652989 Date:05/16/19 Project: 1

District Code: 221

Original Problem: #CHECK FOR WATER LEAK
Customer Name: QAZI, SHAZIA

OPERATIONS

Status: CLOSED

Closed Date: 05/30/19
Phone: 8324957438

Service Address: 6426 TARRION BAY LN

Description of Repairs

CHECKED FOR WATER LEAK, NO LEAKS FOUND & TAGGED DOOR
READ 71.1

Labor

Item	Name	Skill	Hours	Rates	Bill
1	Ramon S. Castillo	Certified Operator	0.50	32.97	16.49
Total Labor					\$16.49

Equipment

Item	Equipment	Mileage	Hours	Rates	Bill
1	Service Truck		0.50	16.48	8.24
Total Equipment					\$8.24

**** Total Job Charges ****

\$24.73

05/30/19

WorkOrder: 656886 Date:05/30/19 Project: 1

District Code: 221

Original Problem: #VERIFY CALIBRATION OF METER-G OPERATIONS
 Customer Name: QAZI, SHAZIA

Status: CLOSED

Closed Date: 06/14/19
 Phone: 8324957438

Service Address: 6426 TARRION BAY LN

Description of Repairs

VERIFIED CALIBRATION OF METER-TOOK READ &TAGGED DOOR/ NO ISSUE FOUND METER IS 100% ACCRATED NO LEAKS FOUND

Labor

Item	Name	Skill	Hours	Rates	Bill
1	Ramon S. Castillo	Certified Operator	0.50	32.97	16.49
Total Labor					\$16.49

Equipment

Item	Equipment	Mileage	Hours	Rates	Bill
1	Service Truck		0.50	16.48	8.24
Total Equipment					\$8.24

**** Total Job Charges ****

\$24.73

06/14/19

WorkOrder: 662876 Date:06/14/19 Project: 1

District Code: 221

Original Problem: #MEET CUST-DISCUSS WATER PROB OPERATIONS
 Customer Name: QAZI, SHAZIA

Status: CLOSED

Closed Date: 06/17/19
 Phone: 8324957438

Service Address: 6426 TARRION BAY LN

Description of Repairs

MET CUSTOMER-DISCUSSED WATER PROBLEM, FOUND NO LEAKS, FOUND NO ILLEGAL HOOKUP, FOUND CORRECT METER IN BOX, READ: 77.3

Labor					
Item	Name	Skill	Hours	Rates	Bill
1	Ramon S. Castillo	Certified Operator	0.50	32.97	16.49
Total Labor					\$16.49

Equipment					
Item	Equipment	Mileage	Hours	Rates	Bill
1	Service Truck		0.50	16.48	8.24
Total Equipment					\$8.24

**** Total Job Charges **** **\$24.73**

06/17/19

WorkOrder: 663202 Date:06/17/19 Project: 1

District Code: 221

Original Problem: #VERIFY CALIBRATION OF METER-G OPERATIONS
 Customer Name: QAZI, SHAZIA

Status: CLOSED

Closed Date: 06/17/19
 Phone: 8324957438

Service Address: 6426 TARRION BAY LN

Description of Repairs

VERIFIED CALIBRATION OF METER, MADE CUSTOMER CONTACT & PERFORMED METER ACCURACY TEST WHILE CUSTOMER PRESENT. METER TESTED 100% ACCURATE & NO LEAKS FOUND ON PROPERTY. VERIFIED NO CROSS CONNECTION WITH NEIGHBORING HOME.

Labor

Item	Name	Skill	Hours	Rates	Bill
1	Ramon S. Castillo	Certified Operator	1.00	32.97	32.97
Total Labor					\$32.97

Equipment

Item	Equipment	Mileage	Hours	Rates	Bill
1	Service Truck		1.00	16.48	16.48
Total Equipment					\$16.48

**** Total Job Charges ****

\$49.45

06/17/19



Fort Bend County Precinct Four Constable's Office
Constable Trever J. Nehls

**Riverstone Monthly Activity Report
June 2019**

Dispatched calls	60
Traffic Contacts	30
Reports	2
Alarm Calls	38
House Watches	783
Criminal Arrests	1
Accident Reports	2
Other Agency Assist	1
Property Checks	88

Significant Incidents:

Date	Offense	General Location	Comments
6-2-19	Stranded Motorist	17400 Southwest Freeway	Driver had a warrant for DWI. Driver was arrested and booked into Fort Bend County Jail.
6-3-19	Aggravated Assault w/Deadly Weapon	6800 Miller Shadow Ln.	Subject shot at 2 juveniles after meeting to fight, 1 hit Case #19-21368
6-6-19	OAA – Sick Call	4200 Killian Ct.	Other Agency Assist with Missouri City. Medical call. Patient transported to hospital. Handled by Missouri City PD. P191570444
6-8-19	Minor Accident	East Avalon Drive/University Boulevard	Two vehicle minor accident. No report desired.
6-20-19	Suspicious Circumstance	5000 Tillabuster Ponds Ct.	RP received suspicious email and was told not to open email. Email was not offensive or criminal. No report taken. P191710183
06-22-19	Stranded Motorist	LJ Parkway/Hageron Road	Vehicle with flat tire. Assisted driver by replacing flat tire with the spare tire.
06-24-19	Assault Family Violence	5100 Anthony Springs Lane	See Supplement 19-24486
06-26-19	Minor Accident	LJ Parkway/University Boulevard	Two vehicle minor accident. See accident report P191771008
6-26-19	Accident	LJ Pkwy. /Noble Seven Ln.	2 car major accident. 1 driver transported to hospital for further evaluation. Crash report taken. 1 citation issued. P191770441
6-27-19	Road Hazard	4100 Regal Stone Ln.	Vehicle transport truck and trailer ran over water meter No report taken due to civil issue. P191780343



**Capital
Markets**

Royal Bank of Canada
Municipal Finance – Houston
609 Main St., Suite 3600
Houston, Texas 77002
Phone: (713) 651-3342
Fax: (713) 651-3347

July 18, 2019

Dear Fort Bend County Municipal Utility District No. 128 Board of Directors,

Thank you for allowing RBC Capital Markets, LLC to serve the Fort Bend County Municipal Utility District No. 128 as placement agent/solicitor in connection with the sale of its \$4,075,000 Bond Anticipation Note, Series 2019.


We sent bid packages to 16 potential bidders and received the following bids as detailed below:

Bid Results			
Fort Bend County Municipal Utility District No. 128			
\$4,075,000 Bond Anticipation Note, Series 2019			
Respondents	Net Interest Cost	Legal Fee	All-In Interest Cost
Texas Capital Bank	2.000%	\$0	2.000%
Trustmark National Bank	2.230%	\$1,500	2.267%
Frost Bank	2.240%	\$2,000	2.289%

Please let us know if you need any further information or if we can answer any questions you may have. It has been our pleasure serving the District on this transaction.

Sincerely yours,

RBC CAPITAL MARKETS, LLC
Loren Morales
Vice President



MUNICIPAL ACCOUNTS
& CONSULTING, L.P.

**Fort Bend County Municipal
Utility District No. 128**

Bookkeeper's Report

July 22, 2019

FUND BALANCE SUMMARY
FORT BEND MUD NO. 128
7/22/2019

	<u>GENERAL FUND</u>	<u>DEBT SERVICE ACCOUNT</u>	<u>CAPITAL PROJECTS FUND</u>
<i><u>CHECKING</u></i>			
BEGINNING BALANCE	\$13,467.59	\$0.00	\$300.00
RECEIPTS	422,444.67	0.00	2,108.75
DISBURSEMENTS	<u>(431,132.81)</u>	<u>0.00</u>	<u>(2,108.75)</u>
CURRENT CASH BALANCE	4,779.45	0.00	300.00
<i><u>INVESTMENTS</u></i>			
BEGINNING BALANCE	\$8,771,817.49	\$11,418,174.40	\$1,070,152.79
INTEREST ON INV.	16,780.19	17,650.64	2,151.83
TAX TRANSFERS	8,614.41	20,000.00	0.00
ACCRUED INTEREST FROM BOND	0.00	0.00	0.00
TRANSFER OF SURPLUS FUNDS	0.00	0.00	0.00
BOND PAYMENT / PAYING AGENT FEE	0.00	(500.00)	0.00
TRANSFER TO CHECKING	(25,000.00)	0.00	(2,108.75)
SERVICE CHARGE	0.00	(0.57)	0.00
TRANSFER FROM GOF CKG	<u>0.00</u>	<u>0.00</u>	<u>0.00</u>
CURRENT INVESTMENTS	8,772,212.09	11,455,324.47	1,070,195.87
CURRENT BALANCE	<u><u>\$8,776,991.54</u></u>	<u><u>\$11,455,324.47</u></u>	<u><u>\$1,070,495.87</u></u>
8" Sewer Line - Village at Riverstone	(41,625.66)		
BALANCE REMAINING	<u><u>8,735,365.88</u></u> **		

**22.56 Reserve

Fort Bend County MUD No 128 - GOF
Cash Flow Report - Checking Account
As of July 22, 2019

Num	Name	Memo	Amount	Balance
BALANCE AS OF 06/25/2019				\$13,467.59
Receipts				
	Accounts Receivable		233,867.23	
	Accounts Receivable		163,483.49	
	Interest		93.95	
	Wire Transfer		25,000.00	
Total Receipts				422,444.67
Disbursements				
3123	En-Touch Systems, Inc.	Telephone Expense - 6/19	(112.84)	
3125	Fort Bend County MUD #115	Security Expense - 8/19	(15,996.11)	
3126	Janica Owen	Deposit Refund	(21.78)	
3127	Sally Martin	Deposit Refund	(21.05)	
3128	Taylor Morrison HRC **0200	Deposit Refund	(171.00)	
3129	Best Trash	Garbage Expense	(49,352.56)	
3130	BLX Group LLC	Arbitrage Expense	(1,000.00)	
3131	City of Sugar Land	Purchase Water/Sewer/Sfc Water - 6/19	(219,562.41)	
3132	City of Sugar Land	Fire Service Contract - 6/19	(67,349.80)	
3133	Costello, Inc.	Engineering Fees	(5,847.07)	
3134	Muller Law Group, PLLC	Legal Fees	(6,960.50)	
3135	Municipal Accounts & Consulting, L.P.	Bookkeeping Expense	(2,042.27)	
3136	Off Cinco	Monthly Web Hosting	(320.00)	
3137	Seaback Maintenance, Inc.	Mowing Expense	(350.00)	
3138	SI Environmental, LLC	Maintenance & Operations	(61,022.73)	
3139	Department of State Health Services	Laboratory Expense	(103.85)	
3140	Envirodyne Laboratories, Inc.	Laboratory Expense	(300.00)	
3141	Penn Credit	Collection Fees	(57.36)	
3142	Windstream Communications	Telephone Expense - 8/19	0.00	
3143	En-Touch Systems, Inc.	Telephone Expense - 7/19	0.00	
3144	Fort Bend County MUD #115	Security Expense - 9/19	0.00	
ADP	Haley A Millis	Fees of Office - 6/24/2019	(142.58)	
ADP	Michael J Cabiro	Fees of Office - 6/24/2019	(153.61)	
ADP	Travis H Van Horn	Fees of Office - 6/24/2019	(155.93)	
ADP	United States Treasury	Payroll Tax Expenses	(68.86)	
Rtn Chks	BBVA	Returned Checks	(2.50)	
Svc Chrg	BBVA	Service Charge	(18.00)	
Total Disbursements				(431,132.81)
BALANCE AS OF 07/22/2019				<u><u>\$4,779.45</u></u>

Fort Bend County MUD No 128 - CPF
Cash Flow Report - Checking Account
 As of July 22, 2019

Num	Name	Memo	Amount	Balance
BALANCE AS OF 06/25/2019				\$300.00
Receipts				
	Interest		0.05	
	Wire Transfer		2,108.75	
Total Receipts			<u>2,108.75</u>	2,108.80
Disbursements				
1228	The Muller Law Group, PLLC	Legal Fees - 7/19	(2,108.75)	
Svc Chrg	BBVA	Service Charge	(0.05)	
Total Disbursements			<u>(2,108.80)</u>	<u>(2,108.80)</u>
BALANCE AS OF 07/22/2019				<u><u>\$300.00</u></u>

Fort Bend County MUD No 128 - CPF
Cash Flow Report - Checking Account
As of July 29, 2019

Num	Name	Memo	Amount	Balance
BALANCE AS OF 07/23/2019				\$300.00
Receipts				
	No Receipts Activity		0.00	
Total Receipts				0.00
Disbursements				
1229	Masterson Advisors LLC	Series 2019 BAN - Issuance Expense	(40,750.00)	
1230	Municipal Accounts & Consulting, L.P.	Series 2019 BAN - Issuance Expense	(2,250.00)	
1231	The Muller Law Group, PLLC	Series 2019 BAN - Issuance Expense	(40,750.00)	
1232	McGrath & Co., PLCC	Series 2019 BAN - Issuance Expense	(4,850.00)	
Wire	Meritage Homes of Texas, LLC	Series 2019 BAN - Developer Reimbursement	(275,331.00)	
Wire	Sugar Land Ranch Development, LLC	Series 2019 BAN - Developer Reimbursement	(183,293.00)	
Wire	Taylor Morrison of Texas, Inc. - Houston	Series 2019 BAN - Developer Reimbursement	(3,039,391.00)	
Wire	The Village at Riverstone, LLC	Series 2019 BAN - Developer Reimbursement	(325,627.00)	
Total Disbursements				(3,912,242.00)
BALANCE AS OF 07/29/2019				<u><u>(\$3,911,942.00)</u></u>

Fort Bend County Municipal Utility District No. 128

Account Balances

As of July 22, 2019

Financial Institution (Acct Number)	Issue Date	Maturity Date	Interest Rate	Account Balance	Notes
Fund: Operating					
Certificates of Deposit					
BUSINESS BANK OF TX, NA (XXXX596)	10/25/2018	10/25/2019	2.75 %	240,000.00	
FRONTIER BANK (XXXX2142)	10/25/2018	10/25/2019	2.55 %	240,000.00	
Money Market Funds					
TEXAS CLASS (XXXX0001)	08/01/2017		2.48 %	4,146,106.04	
TEXPOOL (XXXX0001)	08/01/2017		2.38 %	4,146,106.05	
Checking Account(s)					
BBVA USA-CHECKING (XXXX0461)			0.15 %	4,779.45	Checking Account
Totals for Operating Fund:				\$8,776,991.54	
Fund: Capital Projects					
Money Market Funds					
TEXPOOL (XXXX0003)	08/01/2017		2.38 %	550,257.88	
TEXAS CLASS (XXXX0002)	01/25/2019		2.48 %	519,937.99	Series 2018
Checking Account(s)					
BBVA USA (XXXX5349)			0.15 %	300.00	Checking Account
Totals for Capital Projects Fund:				\$1,070,495.87	
Fund: Debt Service					
Certificates of Deposit					
BANCORPSOUTH - DEBT (XXXX5460)	10/25/2018	08/21/2019	2.35 %	240,000.00	
CADENCE BANK - DEBT (XXXX3673)	10/25/2018	08/21/2019	2.32 %	240,000.00	
CENTRAL BANK - DEBT (XXXX0824)	10/25/2018	08/21/2019	2.22 %	240,000.00	
FRONTIER BANK - DEBT (XXXX2143)	10/25/2018	08/21/2019	2.35 %	240,000.00	
PIONEER BANK-DEBT (XXXX1579)	10/25/2018	08/21/2019	2.10 %	240,000.00	
PLAINS STATE BANK - DEBT (XXXX0161)	10/25/2018	08/21/2019	2.30 %	240,000.00	
REGIONS BANK-DEBT (XXXX6801)	10/25/2018	08/21/2019	2.58 %	240,000.00	
SPIRIT OF TX BANK - DEBT (XXXX6707)	10/25/2018	08/21/2019	2.35 %	240,000.00	
TEXAS CAPITAL BANK-DEBT (XXXX0322)	10/25/2018	08/21/2019	2.42 %	240,000.00	
VERITEX COMM. BANK - DEBT (XXXX4414)	10/25/2018	08/21/2019	2.15 %	240,000.00	
Money Market Funds					
BBVA USA-DEBT (XXXX9719)	08/01/2017		0.25 %	2,683.93	
TEXPOOL (XXXX0004)	08/01/2017		2.38 %	9,052,640.54	
Totals for Debt Service Fund:				\$11,455,324.47	
Grand total for Fort Bend County Municipal Utility District No. 128:				\$21,302,811.88	

FORT BEND COUNTY MUD NO. 128

Capital Projects Fund Breakdown

As of
July 22, 2019

Net Proceeds for All Bond Issues

Receipts

Series 2016 - Bond Proceeds	\$26,650,000.00
Series 2017 - Bond Proceeds	17,450,000.00
Series 2018 - BAN Proceeds	7,450,000.00
Series 2018 - Bond Proceeds	11,450,000.00
Interest Earnings (applied to Sr. 17)	58,813.63
Interest Earnings (Series 2018 BAN)	0.00
Interest Earnings (Series 2018)	4,882.20
Transfer from GOF	50,000.00

Disbursements

Series 2016 - Disbursements	(26,310,384.75)
Series 2017 - Disbursements	(17,335,531.13)
Series 2018 - BAN Disbursements	(7,450,000.00)
Series 2018 - Disbursements	(10,924,139.08)
Applied transfer to Surplus Sr. 2015	(23,145.00)

Total Cash Balance \$1,070,495.87

Balances by Account

Compass Checking Account (XXX6546)	\$300.00
Texpool (XXX0003)	550,257.88
Texas Class (XXXX000) Series 2018	519,937.99

Total Cash Balance \$1,070,495.87

Balances by Bond Series

Series 2016 - Bond Proceeds	\$339,615.25
Series 2017 - Bond Proceeds	173,282.50
Series 2018 - BAN Proceeds	-
Series 2018 - Bond Proceeds	530,743.12
Balance of GOF transfer (Sr. 2015)	26,855.00

Total Cash Balance \$1,070,495.87

Remaining Costs/Surplus By Bond Series

Series 2018 BAN - Remaining Costs	0.00
Series 2018 - Remaining Costs	\$0.00

Total Amount in Remaining Costs \$0.00

Total Surplus & Interest Balance \$1,070,495.87

Surplus Funds to be applied to Series 2019 (750,000.00)

Total Remaining Costs/Surplus \$320,495.87

Fort Bend County MUD No 128 - GOF
Actual vs. Budget Comparison

June 2019

	June 2019			August 2018 - June 2019			Annual	
	Actual	Budget	Over/(Under)	Actual	Budget	Over/(Under)	Budget	
Revenues								
14110	Water - Customer Service Revenue	81,059	85,000	(3,941)	753,964	735,000	18,964	835,400
14112	Surface Water - Revenue	111,504	95,000	16,504	857,277	945,000	(87,723)	1,065,400
14130	Reconnection Fee	240	258	(18)	(220)	2,842	(3,062)	3,100
14150	Tap Connections	24,300	19,708	4,592	310,351	216,792	93,559	236,500
14210	Sewer - Customer Service Fee	132,436	143,092	(10,655)	1,426,423	1,574,008	(147,585)	1,717,100
14220	Inspection Fees	10,045	10,242	(197)	104,520	112,658	(8,138)	122,900
14300	Fire Services Contract Revenue	67,278	53,842	13,436	685,442	592,258	93,184	646,100
14310	Penalties & Interest	5,679	3,096	2,584	43,495	34,054	9,441	37,150
14330	Miscellaneous Income	0	0	0	0	0	0	6,500
14350	Maintenance Tax Collections	8,614	7,274	1,340	2,233,496	2,199,211	34,285	2,204,281
14365	Transfer Fees	2,100	1,975	125	21,000	21,725	(725)	23,700
14366	Interest Earned on Checking	94	48	46	789	523	266	570
14370	Interest Earned on Temp. Invest	16,780	11,025	5,755	153,212	121,275	31,937	132,300
Total Revenues		460,130	430,559	29,571	6,589,749	6,555,346	34,403	7,031,001
Expenditures								
16100	Operator Fees	7,519	7,025	494	78,614	77,275	1,339	84,300
16110	Tap Connection Expense	10,633	9,062	1,570	199,814	99,684	100,130	108,746
16120	Surface Water Fee	112,869	85,000	27,869	758,564	870,100	(111,536)	980,500
16125	Purchase Water / JWP	51,449	45,000	6,449	485,447	495,000	(9,553)	540,000
16130	Maintenance & Repairs	29,322	28,750	572	203,150	316,250	(113,100)	345,000
16150	Laboratory Expense - Water	104	258	(154)	3,216	2,842	374	3,100
16160	Utilities	0	1,308	(1,308)	8,563	14,392	(5,829)	15,700
16185	Transfer Fee Expense	1,676	1,942	(266)	16,934	21,358	(4,424)	23,300
16190	Disconnect Expense	335	225	110	562	2,475	(1,913)	2,700
16210	Inspection Expense	6,786	10,833	(4,047)	78,675	119,167	(40,492)	130,000
16220	Purchase Sewer Service	55,245	57,500	(2,255)	497,767	632,500	(134,733)	690,000
16300	Fire Service Contract Expense	67,350	55,458	11,892	708,131	610,042	98,090	665,500
16320	GIS System	0	125	(125)	0	1,375	(1,375)	1,500
16330	Legal Fees	6,723	6,808	(85)	77,663	74,892	2,771	81,700
16340	Auditing Fees	0	0	0	13,000	13,000	0	13,000
16350	Engineering Fees	1,793	5,000	(3,207)	22,340	55,000	(32,660)	60,000
16380	Permit Expense	0	0	0	1,960	2,200	(240)	2,200
16390	Telephone Expense	260	233	27	2,807	2,567	241	2,800
16430	Bookkeeping Fees	1,869	2,008	(140)	25,740	22,092	3,648	24,100
16435	Arbitrage Expense	0	0	0	0	0	0	2,500
16440	Security Expense	15,996	17,417	(1,421)	211,629	191,583	20,046	209,000
16445	Garbage Expense	49,353	44,033	5,319	511,561	484,367	27,194	528,400
16460	Printing & Office Supplies	3,097	3,083	13	36,565	33,917	2,648	37,000
16480	Delivery Expense	0	0	0	85	0	85	0
16500	Stormwater Management Plan	0	0	0	6,474	4,225	2,249	5,000
16520	Postage	14	17	(3)	325	183	141	200
16530	Insurance & Surety Bond	11,138	11,500	(362)	11,138	11,500	(362)	11,500
16540	Travel Expense	45	58	(14)	662	642	20	700
16560	Miscellaneous Expense	31	250	(219)	2,231	2,750	(519)	3,000
16570	AWBD Expense	0	0	0	650	2,600	(1,950)	5,000
16600	Payroll Expenses	34	65	(31)	597	715	(118)	780
16601	Payroll Administration	0	167	(167)	1,202	1,833	(631)	2,000
16602	Director Fees	450	708	(258)	7,800	7,792	8	8,500
16700	TCEQ Assessment Fee	0	0	0	12,114	12,000	114	12,000
Total Expenditures		434,089	393,835	40,253	3,985,981	4,186,315	(200,335)	4,599,726

Fort Bend County MUD No 128 - GOF
Actual vs. Budget Comparison

June 2019

	June 2019			August 2018 - June 2019			Annual Budget
	Actual	Budget	Over/(Under)	Actual	Budget	Over/(Under)	
Other Expenditures							
16580 Capital Outlay - Storm Sewer	0	0	0	36,510	27,510	9,000	27,510
16585 Capital Outlay - 8" San Sewer	134	0	134	3,374	0	3,374	0
Total Other Expenditures	134	0	134	39,884	27,510	12,374	27,510
Excess Revenues (Expenditures)	<u>\$25,907</u>	<u>\$36,724</u>	<u>(\$10,816)</u>	<u>\$2,563,884</u>	<u>\$2,341,521</u>	<u>\$222,363</u>	<u>\$2,403,765</u>

Balance Sheet

As of June 30, 2019

Jun 30, 19**ASSETS**

Current Assets

Checking/Savings

11100 · Cash in Bank

394,262

Total Checking/Savings

394,262

Other Current Assets

11300 · Time Deposits

8,797,212

11500 · Accounts Receivable

443,824

11740 · Due From Construction

21,090

Total Other Current Assets

9,262,127

Total Current Assets

9,656,388**TOTAL ASSETS**9,656,388**LIABILITIES & EQUITY**

Liabilities

Current Liabilities

Accounts Payable

12000 · Accounts Payable

405,988

Total Accounts Payable

405,988

Other Current Liabilities

12610 · Customer Meter Deposits

8,500

12620 · Deposits - Other

(4,000)

12701 · Annexation Costs

(1,241)

12710 · Tap Connection Fees Advance

14,210

12750 · Due To Bond Account

7,343

Total Other Current Liabilities

24,812

Total Current Liabilities

430,800

Total Liabilities

430,800

Equity

13010 · Unallocated Fund Balance

6,661,705

Net Income

2,563,884

Total Equity

9,225,589**TOTAL LIABILITIES & EQUITY**9,656,388

Fort Bend County Municipal Utility District No. 128

District Debt Service Payments

06/01/2019 - 12/31/2020

<u>Paying Agent</u>	<u>Series</u>	<u>Date Due</u>	<u>Date Paid</u>	<u>Principal</u>	<u>Interest</u>	<u>Total Due</u>
Debt Service Payment Due 09/01/2019						
Wells Fargo Bank, NA	2010	09/01/2019		100,000.00	2,050.00	102,050.00
Bank of New York	2013	09/01/2019		150,000.00	56,031.25	206,031.25
Bank of New York	2014	09/01/2019		400,000.00	229,667.50	629,667.50
Bank of New York	2015	09/01/2019		725,000.00	336,118.75	1,061,118.75
Bank of New York	2016	09/01/2019		1,125,000.00	306,234.38	1,431,234.38
Bank of New York	2017	09/01/2019		850,000.00	245,218.75	1,095,218.75
Bank of New York	2018	09/01/2019		725,000.00	193,687.50	918,687.50
Bank of New York	2019R	09/01/2019		30,000.00	30,229.17	60,229.17
			Total Due 09/01/2019	4,105,000.00	1,399,237.30	5,504,237.30
Debt Service Payment Due 03/01/2020						
Bank of New York	2013	03/01/2020		0.00	54,343.75	54,343.75
Bank of New York	2014	03/01/2020		0.00	225,267.50	225,267.50
Bank of New York	2015	03/01/2020		0.00	328,868.75	328,868.75
Bank of New York	2016	03/01/2020		0.00	294,984.38	294,984.38
Bank of New York	2017	03/01/2020		0.00	236,718.75	236,718.75
Bank of New York	2018	03/01/2020		0.00	182,812.50	182,812.50
Bank of New York	2019R	03/01/2020		0.00	35,825.00	35,825.00
			Total Due 03/01/2020	0.00	1,358,820.63	1,358,820.63
Debt Service Payment Due 09/01/2020						
Bank of New York	2013	09/01/2020		150,000.00	54,343.75	204,343.75
Bank of New York	2014	09/01/2020		415,000.00	225,267.50	640,267.50
Bank of New York	2015	09/01/2020		750,000.00	328,868.75	1,078,868.75
Bank of New York	2016	09/01/2020		1,125,000.00	294,984.38	1,419,984.38
Bank of New York	2017	09/01/2020		750,000.00	236,718.75	986,718.75
Bank of New York	2018	09/01/2020		725,000.00	182,812.50	907,812.50
Bank of New York	2019R	09/01/2020		130,000.00	35,825.00	165,825.00
			Total Due 09/01/2020	4,045,000.00	1,358,820.63	5,403,820.63
			District Total	\$8,150,000.00	\$4,116,878.56	\$12,266,878.56

Fort Bend County MUD No 128 - GOF

8" Sanitary Sewer

August 2018 through July 2019

<u>Type</u>	<u>Date</u>	<u>Num</u>	<u>Name</u>	<u>Memo</u>	<u>Amount</u>
16585 · Capital Outlay - 8" San Sewer					
Bill	08/31/2018	51980	Costello, Inc.	Engineering Fees - Sanitary Sewer For Riverstone Assisted Living	710.98
Bill	09/30/2018	52390	Costello, Inc.	Engineering Fees - Sanitary Sewer For Riverstone Assisted Living	30.32
Bill	04/30/2019	55112	Costello, Inc.	Engineering Fees - Sanitary Sewer For Riverstone Assisted Living	526.75
Bill	05/31/2019	55515	Costello, Inc.	Engineering Fees - Sanitary Sewer For Riverstone Assisted Living	1,972.73
Bill	06/30/2019	55856	Costello, Inc.	Engineering Fees - Sanitary Sewer For Riverstone Assisted Living	133.56
Total 16585 · Capital Outlay - 8" San Sewer					3,374.34
TOTAL					<u>3,374.34</u>

FORT BEN COUNTY MUD NO. 128

2020 AWBD Mid-Winter Conference
 Friday, January 17 - Sunday, January 19, 2020
 Omni Hotel - Dallas, TX

DIRECTOR		CONFERENCE REGISTRATION		ADVANCE	PRIOR CONFERENCE EXPENSES
Name	Attending	Online	Paid	Paid	Paid
Michael Cabiro					N/A
Jeff Hogan					N/A
Travis H. Van Horn					N/A
Ketal Mirchandani					N/A
Haley Mills					N/A

Note: Register on-line www.awbd-tx.org (For log in assistance, contact Taylor Cavnar: tcavnar@awbd-tx.org)
 This page only confirms registration for the conference, not hotel registrations.
 All hotel reservations are the sole responsibility of each attendee.
 Your conference registration confirmation will contain a housing reservation request web link.
 The link will require the registration number from your conference registration before you can reserve a room.
 All requests for an advance of funds must be sent via email to the bookkeeper within 30 days of conference.

REGISTRATION DATES:

Early Registration:	Begins	07/17/19	\$310
Regular Registration:	Begins	08/29/19	\$360
Late Registration:	Begins	12/05/19	\$460

CANCELLATION POLICY:

All cancellations must be made in writing.
 A \$50.00 administrative fee is assessed for each conference registration cancelled on or before 12/04/2019.
 There will be no refunds after 12/04/19.

HOUSING INFORMATION:

Hotel reservations are only available to attendees who are registered with AWBD-TX for the Conference.
 If you have questions, please call Taylor Cavnar at (281) 350-7090 or Joel Kaye at (480) 657-9233.

Fort Bend MUD No. 128
Proposed Budget - FY 2020
8/1/19 - 7/31/20

	10 Month Actual	12 Month Estimate	2019 Amended Budget	2020 Proposed Amended Budget
Income				
14110 · Water - Customer Service Revenue	672,905	807,486	835,400	830,000
14112 · Surface Water - Revenue	745,773	894,928	1,065,400	920,000
14130 · Reconnection Fee	(460)	(552)	3,100	3,100
14150 · Tap Connections	281,851	338,221	236,500	187,500
14210 · Sewer - Customer Service Fee	1,293,987	1,552,784	1,717,100	1,600,000
14220 · Inspection Fees	94,475	113,370	122,900	116,000
14300 · Fire Services Contract Revenue	618,164	741,797	646,100	750,000
14310 · Penalties & Interest	37,816	45,379	37,150	47,000
14330 · Miscellaneous Income	0	0	6,500	6,500
14350 · Maintenance Tax Collections	2,224,881	2,244,881	2,204,281	2,290,734
14365 · Transfer Fees	18,900	22,680	23,700	23,700
14366 · Interest Earned on Checking	695	834	570	850
14370 · Interest Earned on Temp. Invest	136,432	163,718	132,300	205,000
Total Income	6,125,419	6,925,526	7,031,001	6,980,384
Expense				
16100 · Operator Fees	71,095	85,315	84,300	88,000
16110 · Tap Connection Expense	184,982	221,978	108,746	128,000
16120 · Surface Water Fee	645,696	774,835	980,500	800,000
16125 · Purchase Water / JWP	433,998	520,798	540,000	540,000
16130 · Maintenance & Repairs	173,828	208,593	345,000	215,000
16150 · Laboratory Expense - Water	2,812	3,374	3,100	3,500
16160 · Utilities	8,563	10,276	15,700	11,000
16185 · Transfer Fee Expense	15,259	18,311	23,300	19,000
16190 · Disconnect Expense	227	272	2,700	2,700
16210 · Inspection Expense	71,889	86,267	130,000	89,000
16220 · Purchase Sewer Service	442,522	531,027	690,000	547,000
16300 · Fire Service Contract Expense	640,781	768,938	665,500	750,000
16320 · GIS System	0	0	1,500	2,000
16330 · Legal Fees	70,940	85,128	81,700	85,000
16340 · Auditing Fees	13,000	13,000	13,000	14,000
16350 · Engineering Fees	17,836	21,403	60,000	36,000
16370 · Election Expense	0	0	0	10,000
16380 · Permit Expense	1,960	1,960	2,200	2,200
16390 · Telephone Expense	2,547	3,056	2,800	3,200
16430 · Bookkeeping Fees	23,871	28,646	24,100	30,000
16435 · Arbitrage Expense	0	2,500	2,500	5,000
16440 · Security Expense	195,633	234,759	209,000	250,000
16445 · Garbage Expense	462,208	554,650	528,400	582,000
16460 · Printing & Office Supplies	33,468	40,161	37,000	41,500
16480 · Delivery Expense	85	103	0	150
16500 · Stormwater Management Plan	6,474	8,774	5,000	9,000
16520 · Postage	311	373	200	400
16530 · Insurance & Surety Bond	0	11,138	11,500	11,700
16540 · Travel Expense	617	740	700	800
16560 · Miscellaneous Expense	2,155	2,587	3,000	4,800
16570 · AWBD Expense	650	780	5,000	5,000
16600 · Payroll Expenses	563	675	780	780
16601 · Payroll Administration	1,202	1,442	2,000	1,500
16602 · Director Fees	7,350	8,820	8,500	9,000
16700 · TCEQ Assessment Fee	12,114	12,114	12,000	13,000
Total Expense	3,544,636	4,262,791	4,599,726	4,310,230
Net Income	2,580,783	2,662,735	2,431,275	2,670,154
Other Expenditures				
16580 · Capital Outlay - Storm Sewer	36,510	36,510	27,510	0
16585 · Capital Outlay - 8" San Sewer	3,241	3,889	0	70,000
Total Other Expenditures	39,751	40,399	27,510	70,000
Net Income after Other Expenditures	2,541,032	2,622,336	2,403,765	2,600,154

Maintenance Tax Collections: \$1,558,322,164 / 100 * \$0.15 * 98% = \$2,290,734
Tap Revenues/Expenses based on 150 annually

**FORT BEND COUNTY MUNICIPAL UTILITY DISTRICT # 128
MONTHLY TAX REPORT - ENDING: 06/30/2019**

**TAX REPORT
CONDENSED SUMMARY**

BASE TAX COLLECTIONS

Prior Years	4,657.05
Current Year	24,919.58

Total Tax Collected	29,576.63
---------------------	-----------

OTHER INCOME

Penalty & Interest	4,408.65
DTAF Penalty	1,289.51
Overpayments	0.00
Rendition Penalty	0.00
Earned Interest	16.75

Total Other Income	5,714.91
--------------------	----------

TOTAL INCOME:	35,291.54
----------------------	------------------

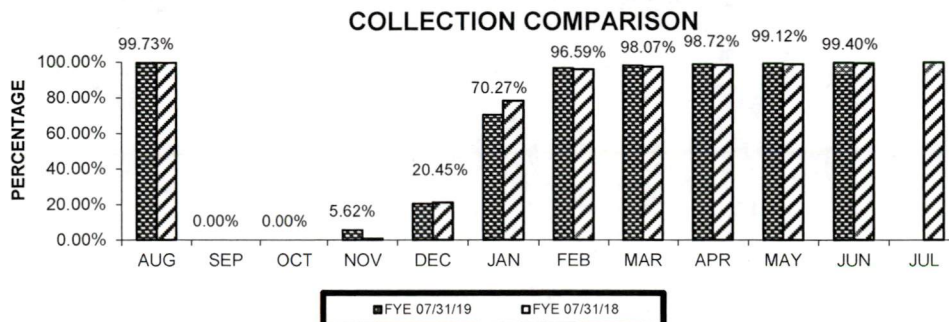
Transfers to Bond Fund	20,000.00
Transfers to Operating Fund	8,614.41

Disbursements Presented:	2 CHECK(S)	7,655.71
--------------------------	------------	----------

Current - Collection Rate:	99.40%
----------------------------	--------

Last Year Collection Rate:	99.08%
----------------------------	--------

Tax Tech, Incorporated - Trusted Since 1986



ESTHER BUENTELLO FLORES, R.T.A. - E-mail: ebflores@taxtech.net
 Telephone: 281.499.1223 Fax: 281.499.1244 www.taxtech.net
 TAX TECH, INCORPORATED
 12841 CAPRICORN STREET
 STAFFORD, TX 77477

FORT BEND COUNTY MUNICIPAL UTILITY DISTRICT # 128 - ENDING: 06/30/2019

PRIOR YEARS TAXES

Receivable at 09/30/18	\$40,537.26	
Reserve for Uncollectibles	0.00	
Adjustments since 09/30/18	(1,137.93)	
Adjustments this month		
2017 HCAD KR#20	0.00	
TOTAL PRIOR YEARS RECEIVABLE		\$39,399.33
Collected since 09/30/18	(24,684.96)	
Collected this month	(4,657.05)	
TOTAL COLLECTED SINCE 09/30/18		(29,342.01)
TOTAL RECEIVABLE - PRIOR YEARS		\$10,057.32

2018 TAXES

Original 2018 Roll	8,904,698.06	
Adjustments since 09/30/18	47,984.62	
Adjustments this month		
2018 FBCAD KR#11	0.00	
TOTAL 2018 RECEIVABLE		8,952,682.68
Collected since 09/30/018	(8,873,826.86)	
Collected this month	(24,919.58)	
TOTAL COLLECTED - 2018		(8,898,746.44)
TOTAL RECEIVABLE - 2018		53,936.24
TOTAL TAXES RECEIVABLE - ALL YEARS		<u>\$63,993.56</u>

FORT BEND COUNTY MUNICIPAL UTILITY DISTRICT # 128 - ENDING: 06/30/2019

CASH BALANCE AT FISCAL YEAR BEGINNING

\$85,107.36

<u>INCOME</u>	<u>Aug-18</u>	<u>Sep-18</u>	<u>Oct-18</u>	<u>Nov-18</u>	<u>Dec-18</u>	<u>Jan-19</u>	<u>Feb-19</u>	<u>Mar-19</u>	<u>Apr-19</u>	<u>May-19</u>	<u>Jun-19</u>	<u>Jul-19</u>	<u>TOTAL</u>
BASE TAX COLLECTED	15,063.70	400.97	44,548.93	480,032.16	1,330,131.20	4,462,938.47	2,354,119.44	132,309.33	58,432.96	35,598.36	29,576.63	0.00	8,943,152.15
PENALTY & INTEREST	1,444.86	135.72	680.73	6,255.13	234.18	460.59	5,879.43	9,677.67	5,357.61	4,137.20	4,408.65	0.00	38,671.77
DTAF PENALTY	1,809.86	95.68	811.35	4,905.36	253.90	475.28	0.00	10.88	163.81	171.69	1,289.51	0.00	9,987.32
EARNED INTEREST	5.56	8.46	13.93	33.56	99.49	366.24	324.17	389.24	150.64	26.74	16.75	0.00	1,434.78
OVERPAYMENTS	0.00	0.00	3,266.32	162.50	353.34	11,031.12	3,902.52	904.37	0.00	860.00	0.00	0.00	20,480.17
RENDITION PENALTY	0.00	0.00	0.00	4.98	0.77	6.67	37.53	0.00	59.96	0.00	0.00	0.00	109.91
ESCROWED FUNDS*	0.00	0.00	(40,967.52)	0.00	0.00	0.00	0.00	0.00	0.00	0.00	0.00	0.00	(40,967.52)
RETURNED CHECK FEE	0.00	0.00	25.00	0.00	0.00	0.00	25.00	0.00	25.00	0.00	0.00	0.00	75.00
ROLLBACK TAXES	0.00	0.00	0.00	0.00	0.00	0.00	0.00	0.00	0.00	0.00	0.00	0.00	0.00
TOTALS	18,323.98	640.83	8,378.74	491,393.69	1,331,072.88	4,475,278.37	2,364,288.09	143,291.49	64,189.98	40,793.99	35,291.54	0.00	8,972,943.58

*ESCROWED FUNDS-JAN 2018-\$40,967.52 WILL BE MOVED TO TAXES PAID ONCE TAX RATE SET

<u>EXPENSES</u>	<u>Aug-18</u>	<u>Sep-18</u>	<u>Oct-18</u>	<u>Nov-18</u>	<u>Dec-18</u>	<u>Jan-19</u>	<u>Feb-19</u>	<u>Mar-19</u>	<u>Apr-19</u>	<u>May-19</u>	<u>Jun-19</u>	<u>Jul-19</u>	<u>TOTAL</u>
TAX A/C CONSULTANT	4,232.00	4,232.00	4,232.00	4,232.00	4,235.45	4,235.45	4,235.45	4,235.45	4,235.45	4,235.45	4,238.90	0.00	46,579.60
TRANSFER: BOND	0.00	0.00	0.00	0.00	1,340,000.00	3,300,000.00	0.00	1,800,000.00	0.00	140,000.00	20,000.00	0.00	6,600,000.00
TRANSFER: M&O 2018	0.00	0.00	0.00	0.00	492,475.34	1,080,885.27	0.00	621,711.77	0.00	21,820.78	7,793.45	0.00	2,224,686.61
TRANSFER: M&O 2017	0.00	0.00	0.00	0.00	5,033.12	437.89	0.00	(80.38)	0.00	114.00	145.84	0.00	5,650.47
TRANSFER: M&O 2016	0.00	0.00	0.00	0.00	1,097.51	4.00	0.00	(12.00)	0.00	0.00	618.55	0.00	1,708.06
TRANSFER: M&O 2015	0.00	0.00	0.00	0.00	1,233.29	0.00	0.00	0.00	0.00	0.00	56.57	0.00	1,289.86
TRANSFER: M&O 2014	0.00	0.00	0.00	0.00	160.74	0.00	0.00	0.00	0.00	0.00	0.00	0.00	160.74
TRANSFER: M&O 2013	0.00	0.00	0.00	0.00	0.00	0.00	0.00	0.00	0.00	0.00	0.00	0.00	0.00
TRANSFER: M&O 2012	0.00	0.00	0.00	0.00	0.00	0.00	0.00	0.00	0.00	0.00	0.00	0.00	0.00
TRANSFER: M&O 2011	0.00	0.00	0.00	0.00	0.00	0.00	0.00	0.00	0.00	0.00	0.00	0.00	0.00
TRANSFER: M&O 2010	0.00	0.00	0.00	0.00	0.00	0.00	0.00	0.00	0.00	0.00	0.00	0.00	0.00
TRANSFER: M&O 2009	0.00	0.00	0.00	0.00	0.00	0.00	0.00	0.00	0.00	0.00	0.00	0.00	0.00
OVERPAYMENT REFUND	0.00	0.00	0.00	3,266.32	162.50	1,602.18	9,782.28	3,902.52	904.37	0.00	860.00	0.00	20,480.17
PRIOR FYE: O/P	0.00	0.00	0.00	0.00	0.00	0.00	0.00	0.00	0.00	0.00	0.00	0.00	0.00
CAD ASSESSMENT	0.00	15,227.75	0.00	15,227.75	0.00	0.00	0.00	15,227.75	7,546.79	0.00	22,774.54	0.00	76,004.58
DEL TAX ATTY FEE	0.00	1,809.86	95.68	811.35	4,905.36	253.90	475.28	0.00	10.88	163.81	171.69	0.00	8,697.81
PRIOR FYE: DTAF	1,929.66	0.00	0.00	0.00	0.00	0.00	0.00	0.00	0.00	0.00	0.00	0.00	1,929.66
LEGAL NOTICES	0.00	0.00	428.40	0.00	0.00	0.00	0.00	0.00	0.00	0.00	0.00	0.00	428.40
BANK CHARGES	0.00	0.00	0.00	0.00	0.00	0.00	0.00	1.00	0.00	0.00	0.00	0.00	1.00
ESTIMATE OF VALUE	0.00	0.00	500.00	0.00	0.00	0.00	0.00	30.00	0.00	0.00	0.00	0.00	530.00
CERTIFICATE OF VALUE	0.00	0.00	0.00	30.00	0.00	0.00	0.00	500.00	0.00	0.00	0.00	0.00	530.00
RENDITION PENALTIES	0.00	0.00	0.00	0.00	0.00	0.00	0.00	0.00	0.00	0.00	0.00	0.00	0.00
CONTINUING DISCLOSURE	0.00	0.00	0.00	0.00	0.00	0.00	0.00	0.00	0.00	0.00	0.00	0.00	0.00
BOND \$10,000 (7/2020)	0.00	0.00	0.00	0.00	0.00	0.00	0.00	0.00	0.00	0.00	100.00	0.00	100.00
LASER CHECK FEE	0.00	0.00	0.00	0.00	0.00	0.00	0.00	0.00	0.00	0.00	0.00	0.00	0.00
POSTAGE	0.00	0.00	0.00	1,840.00	0.00	0.00	0.00	2,025.65	0.00	0.00	0.00	0.00	3,865.65
ROLLBACK TAXES: BOND	0.00	0.00	0.00	0.00	0.00	0.00	0.00	0.00	0.00	0.00	0.00	0.00	0.00
ROLLBACK TAXES: M & O	0.00	0.00	0.00	0.00	0.00	0.00	0.00	0.00	0.00	0.00	0.00	0.00	0.00
TOTAL	6,161.66	21,269.61	5,256.08	25,407.42	1,849,303.31	4,387,418.69	14,493.01	2,447,541.76	12,697.49	166,334.04	56,759.54	0.00	8,992,642.61
Monthly Balance:	97,269.68	76,640.90	79,763.56	545,749.83	27,519.40	115,379.08	2,465,174.16	160,923.89	212,416.38	86,876.33	65,408.33	65,408.33	

CASH BALANCE AT MONTH END: **LITIGATION REFUNDS: 2018: \$1,536 @ 05.22.19** \$65,408.33

MEETING DATE: JULY 22, 2019

1516	PERDUE BRANDON FIELDER COLLINS & MOTT	DELINQUENT TAX ATTORNEY FEE	\$ 1,289.51
1517	TAX TECH INCORPORATED	\$4,238.90 JULY 2019 TAX ASSESSOR FEE (2018: 3,686 ITEMS X \$1.15) \$2,027.30 POSTAGE BILLING 3,686 X \$0.55 \$ 100.00 LASER PRINTER CHECK FEE	\$ 6,366.20

TOTAL DISBURSEMENTS: \$ (7,655.71)

CHECKING ACCOUNT BALANCE: (WELLSFARGO BANK) \$57,752.62

FORT BEND COUNTY MUNICIPAL UTILITY DISTRICT # 128 - ENDING: 06/30/2019

HISTORICAL INFORMATION


TAXABLE VALUE INFORMATION					TAX RATE INFORMATION			
Tax Year	Original Certified Value	Adjustments to Certified Value	Adjusted Assessed Value	Special Notes	Interest & Sinking Tax Rate	Maintenance & Operations Tax Rate	Total Tax Rate	Tax Year
2018	1,484,116,347	7,997,437	1,492,113,784		0.4500	0.1500	0.6000	2018
2017	1,240,619,088	73,328,605	1,313,947,693		0.5000	0.1500	0.6500	2017
2016	976,661,396	56,842,148	1,033,503,544		0.5800	0.1200	0.7000	2016
2015	657,491,510	44,104,881	701,596,391		0.6050	0.0950	0.7000	2015
2014	321,489,763	32,725,630	354,215,393		0.6000	0.1000	0.7000	2014
2013	158,939,073	10,065,947	169,005,020		0.6000	0.1000	0.7000	2013
2012	84,834,065	6,161,426	90,995,491		0.5100	0.1900	0.7000	2012
2011	70,224,606	5,349,200	75,573,806		0.3200	0.3800	0.7000	2011
2010	50,915,151	1,247,291	52,162,442		0.0000	0.7000	0.7000	2010
2009	25,273,231	300	25,273,531		0.0000	0.8000	0.8000	2009
2008	5,066,610	147,990	5,214,600		0.0000	0.8000	0.8000	2008
2007	0	99,500	99,500		0.0000	0.8000	0.8000	2007

TAXABLE LEVY INFORMATION					BASE TAX RECEIVABLES				
Tax Year	Total Original Levy	Total Adjustments to Levy	Total Adjusted Levy	Total Base Tax Collected	Balance	Reserve for Uncollectible	Total Base Tax Receivable	Total Percent Collected	Tax Year
2018	8,904,698.06	47,984.62	8,952,682.68	(8,898,746.44)	53,936.24	0.00	53,936.24	99.40%	2018
2017	8,064,024.21	476,635.82	8,540,660.03	(8,530,742.71)	9,917.32	0.00	9,917.32	99.88%	2017
2016	6,836,629.77	397,895.04	7,234,524.81	(7,234,384.81)	140.00	0.00	140.00	100.00%	2016
2015	4,602,440.58	308,734.20	4,911,174.78	(4,911,174.78)	0.00	0.00	0.00	100.00%	2015
2014	2,250,428.34	229,079.41	2,479,507.75	(2,479,507.75)	0.00	0.00	0.00	100.00%	2014
2013	1,112,573.51	70,461.63	1,183,035.14	(1,183,035.14)	0.00	0.00	0.00	100.00%	2013
2012	593,838.44	43,129.98	636,968.42	(636,968.42)	0.00	0.00	0.00	100.00%	2012
2011	491,572.24	37,444.40	529,016.64	(529,016.64)	0.00	0.00	0.00	100.00%	2011
2010	356,406.06	8,731.04	365,137.10	(365,137.10)	0.00	0.00	0.00	100.00%	2010
2009	202,185.85	2.40	202,188.25	(202,188.25)	0.00	0.00	0.00	100.00%	2009
2008	40,532.88	1,183.92	41,716.80	(41,716.80)	0.00	0.00	0.00	100.00%	2008
2007	0.00	796.00	796.00	(796.00)	0.00	0.00	0.00	100.00%	2007
					63,993.56	0.00	63,993.56	(ALL YEARS)	

MAINTENANCE TAX LEVY					M & O RECEIVABLES					
Tax Year	Total Original M & O Levy	Total Adjustments to M & O Levy	Total M & O Levy	M & O Collected	Balance	Tax Administration Budget	Reserve for M & O Uncollectible	Total M & O Receivable	Total Percent Collected	Tax Year
2018	2,226,174.52	11,996.16	2,238,170.67	(2,224,686.61)	13,484.06	0.00	0.00	13,484.06	99.40%	2018
2017	1,860,928.66	109,992.88	1,970,921.55	(1,968,632.93)	2,288.61	0.00	0.00	2,288.61	99.88%	2017
2016	1,171,993.67	68,210.58	1,240,204.25	(1,240,180.25)	24.00	0.00	0.00	24.00	100.00%	2016
2015	624,616.94	41,899.64	666,516.58	(666,516.58)	0.00	0.00	0.00	0.00	100.00%	2015
2014	321,489.76	32,725.63	354,215.39	(354,215.39)	0.00	0.00	0.00	0.00	100.00%	2014
2013	158,939.07	10,065.95	169,005.02	(169,005.02)	0.00	0.00	0.00	0.00	100.00%	2013
2012	161,184.72	11,706.71	172,891.43	(172,891.43)	0.00	0.00	0.00	0.00	100.00%	2012
2011	266,853.50	20,326.96	287,180.46	(287,180.46)	0.00	0.00	0.00	0.00	100.00%	2011
2010	356,406.06	8,731.04	365,137.10	(354,137.10)	11,000.00	(11,000.00)	0.00	0.00	100.00%	2010
2009	202,185.85	2.40	202,188.25	(192,188.25)	10,000.00	(10,000.00)	0.00	0.00	100.00%	2009
2008	40,532.88	1,183.92	41,716.80	(41,716.80)	0.00	0.00	0.00	0.00	100.00%	2008
2007	0.00	796.00	796.00	(796.00)	0.00	0.00	0.00	0.00	100.00%	2007
					36,796.67	(21,000.00)	0.00	15,796.67	(ALL YEARS)	

FORT BEND MUNICIPAL UTILITY
DISTRICT #128

OPERATIONS REPORT
JUNE 2019



SiEnviro 

FORT BEND MUNICIPAL UTILITY DISTRICT #128

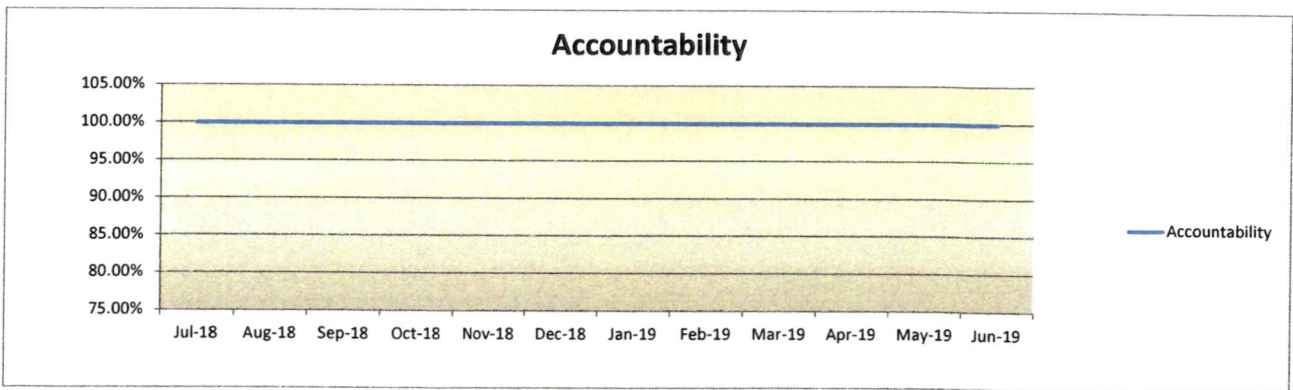
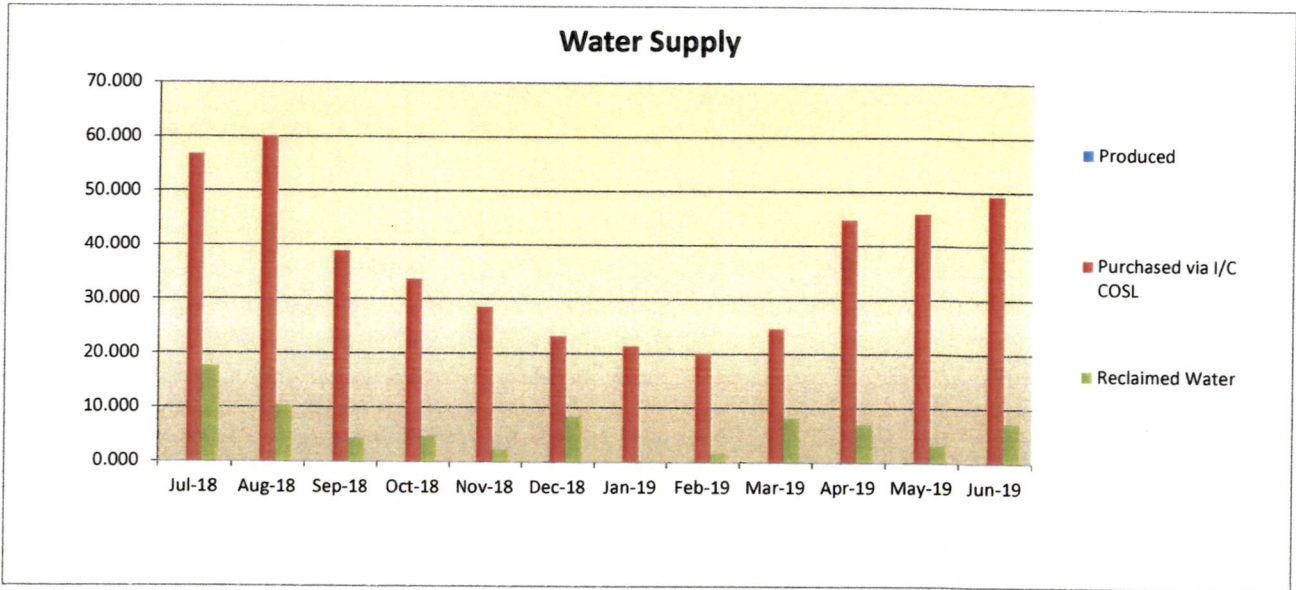
CONNECTION REPORT

JUNE 2019

CONNECTIONS	<u>JUN 28 2019</u>	<u>MAY 28 2019</u>	<u>APR 28 2019</u>
Occupied Single Family	2642	2618	2598
Vacant Single Family	15	11	11
Multi - Family	20	20	20
Commercial	23	23	22
Builder	165	173	152
Irrigation	234	234	233
Reclaimed Water	14	14	14
Rental Meters	2	2	2
District Meters	<u>2</u>	<u>2</u>	<u>2</u>
TOTAL CONNECTIONS	3117	3097	3054

FORT BEND MUNICIPAL UTILITY DISTRICT #128

Billing Period	Produced	Purchased via		Metered	Reclaimed		Repairs	Accountability	Four month average
		I/C COSL	Total Supplied		Water	Unmetered			
06/28/18 - 07/27/18	0.000	56.821	56.821	56.818	17.616	0.003	0.000	100.00%	100.00%
07/28/18 - 08/28/18	0.000	60.150	60.150	60.117	10.426	0.033	0.000	100.00%	100.00%
08/29/18 - 09/25/18	0.000	38.931	38.931	38.925	4.260	0.006	0.000	100.00%	100.00%
09/26/18 - 10/26/18	0.000	33.784	33.784	33.760	4.680	0.024	0.000	100.00%	100.00%
10/27/18 - 11/27/18	0.000	28.643	28.643	28.608	2.288	0.035	0.000	100.00%	100.00%
11/28/18 - 12/27/18	0.000	23.378	23.378	23.375	8.381	0.003	0.000	100.00%	100.00%
12/28/18 - 01/28/19	0.000	21.534	21.534	21.531	0.165	0.003	0.000	100.00%	100.00%
01/29/19 - 02/26/19	0.000	20.226	20.226	20.223	1.534	0.003	0.000	100.00%	100.00%
02/27/19 - 03/27/19	0.000	24.749	24.749	24.737	8.220	0.012	0.000	100.00%	100.00%
03/28/19 - 04/26/19	0.000	44.947	44.947	44.938	7.041	0.009	0.000	100.00%	100.00%
04/27/19 - 05/28/19	0.000	46.115	46.115	46.112	3.205	0.003	0.000	100.00%	100.00%
05/29/19 - 06/26/19	0.000	49.470	49.470	49.467	7.380	0.003	0.000	100.00%	100.00%



FORT BEND MUNICIPAL UTILITY DISTRICT #128

JUNE 2019

OPERATIONS CHARGES

1. Operations Fees	\$7,518.77
2. Builder Services	\$17,418.67
3. Administrative Services	\$4,297.01
4. Lift Station	\$7,149.80
5. Storm Sewer	\$3,585.90
6. Sanitary Sewer Collection	\$7,686.44
7. Water Distribution	<u>\$13,366.14</u>
TOTAL OPERATION CHARGES	\$61,022.73

CUSTOMER BILLING REPORT

FORT BEND MUD #128

METER READ DATE: MAY 29TH, 2019 TO JUNE 26TH, 2019

TOTAL USAGE BILLED: 56,847,400 GALLONS

TOTAL AMOUNT BILLED

WATER:	\$80,911.46
SEWER:	\$132,423.07
CITY GRP FEE:	\$111,665.99
FIRE:	\$67,350.00
GREASE TRAP:	\$1,275.00
DEPOSIT:	\$0.00
TRANSFER FEES:	\$2,135.00
MISCELLANEOUS:	\$2,681.01

TOTAL CURRENT CHARGES:	\$398,441.53
TOTAL PENALTIES BILLED:	\$5,394.29

AGED RECEIVABLES

30 DAYS:	\$57,586.59
60 DAYS:	\$15,799.25
90 DAYS:	\$4,882.76
120 DAYS:	\$4,101.64
LESS APPLIED OVERPAYMENTS:	-\$13,978.28

TOTAL AGED RECEIVABLES:	\$68,391.96
CREDIT BALANCE FORWARD:	-\$23,009.26

TOTAL AGED RECEIVABLES: \$45,382.70

DEPOSIT LIABILITY: \$8,500.00

DELINQUENT LETTER ACCOUNTS LISTING - DUE: 07/22/2019

District: 221 FORT BEND COUNTY MUD 128 DELINQUENT LETTERS MAILED 07-10-2019

District: 221 FORT BEN Select Status... Arrears Only		Date:	7/18/2019			
Account	*	Service Address	Total Balance	Letter Due	Deposit	Times Delq
221-05422-01		5422 PUDMAN RIVER LN	291.41	107.74	0	4
221-78090-00		4503 BROKEN ROCK LN	235.17	17.86	0	6
221-58101-04		5810 CRAWFORD HILL LN	346.58	140.07	0	4
221-70512-01		5107 HAWTHORNE SPRINGS LN	652.6	237.54	0	4
221-53150-01		5315 BLUE MOUNTAIN LN	319.83	114.8	0	5
221-51155-01		5103 JACKSON PONDS CT	372.89	44.21	0	4
221-46265-02		4626 STONEY RIDGE CT	318.25	118.65	0	8
221-62548-01	*	4526 HIGHLAND FIELD LN	237.36	82.27	0	2
221-78248-09		5302 BRIARWICK MEADOW LN	502.97	154.49	0	3
221-58182-01		5818 KRISFORD CT	225.04	82.95	0	3
221-64067-01		6406 TARRION BAY LN	335.15	200.38	0	1
221-34197-01		6102 BARGO RIVER CT	256.75	96.99	0	1
221-44607-01		4607 QUIET MANOR LN	282.1	33.69	75	3
221-15023-03		5023 HEATHER MEADOW LN	197.55	50.26	75	22
221-50215-02		5021 WATER VIEW BEND	353.24	139.75	0	3
221-52110-03		5211 BIRCH FALLS LN	395.02	115.92	0	2
221-06381-01		5718 WHITE RIVER PASS LN	485.08	198.2	0	5
221-61077-01	*	6107 ALEXANDER FALLS LN	315.23	112.8	0	3
221-04135-01		5314 STERLING MANOR DR	451.29	126.35	0	2
221-10397-01		6426 TARRION BAY LN	485.41	204.48	0	1
221-06514-01		6514 APSLEY CREEK LN	481.77	168.29	0	3
221-50403-01		5403 LACHLAN SPRINGS LN	295.49	108.88	0	3
221-50550-01		5055 SKIPPING STONE LN	275.99	99.68	0	1
221-05026-02		5026 BLOOMFIELD PASS CT	281.61	96.13	0	21
221-48021-05		4802 FAIRFORD DR	233.29	74.21	0	5
221-46611-07		4611 ROSEHAVEN BAY CT	339.54	107.01	75	7
221-40410-03		4410 LEGACY RIDGE LN	253.51	27.53	75	4
Item Count	27		\$9,220.12	\$3,061.13		

UPDATED

Action Item List:

1. Avalon Section 19
 - a. No pay application this month.
2. 8" Sewer Line for Village at Riverstone
 - a. NTP issued for August 5, 2019
3. Bond Issue No. 8 for \$6.1M declared administratively complete on June 14, 2019. We would expect a staff memorandum in December. Prepurchase inspection held on July 16, 2019. Awaiting prepurchase inspection letter from the local TCEQ office.
4. Add items to the agenda for next month: None.
5. Miscellaneous Items:
 - a. Execute utility easements as necessary.
 - b. Request authorization to repair street in Avalon Section 18. The settlement and cracking occurred over a deep sanitary service line located at 5707 Clouds Creek. The service line has been videoed and there is no apparent leak or collapsed pipe. This is likely a result of settlement of the backfill after installing the line. The test reports we have in this area indicate that the line was backfilled and compacted in accordance with the technical specifications. However, additional settlement can occur on deep lines like this over time.



6. New Lots This Month: 66 (Avalon 19) Total Number of Lots: 3,127

Presented by:
Chad E. Hablinski, P.E.
Costello, Inc.

W:\2000\2000011\100 District Consultation\Meetings\2019\July_Engineers Report.docx

D & J Construction, Inc
4907 Bryan Road
Richmond, TX 77469

Date: 7/18/19

Quote for Remove and Replace Paving at Avalon at Riverstone Sect. 18A

Item #	Description	Quantity	Unit	Unit Price	Total
1	Sawcut Existing Paving	112	lf	\$10.00	\$1,120.00
2	Break/Haul off Existing Paving	175	sy	\$15.00	\$2,625.00
3	6" Concrete Paving (High Early Strength)	175	sy	\$100.00	\$17,500.00
4	Curb	112	lf	\$10.00	\$1,120.00
5	Remove and Replace Driveway Approach	1	ea	\$2,500.00	\$2,500.00
6	Remove and Replace Existing 5x4 landing	1	ea	\$500.00	\$500.00
7	Replace damaged sod	1	ls	\$500.00	\$500.00
8	Traffic Control	1	ls	\$1,000.00	\$1,000.00
	TOTAL:				\$26,865.00
Extra Items:					
1	Remove and haul off existing subgrade (per 6")	30	cy	\$20.00	\$600.00
2	Install 1.5 sack Cement stabilized sand (per 6")	175	sy	\$18.00	\$3,150.00

Please sign below to accept quote.

Title:



RIVERSTONE
DEVELOPMENT REPORT

JULY 2019

2019 Riverstone New Home Sales

Legend:	Count	Sales Average	Est. AV
MUD 115	1	\$425,000	\$425,000
MUD 128	132	\$563,837	\$74,426,545
MUD 129	17	\$508,412	\$8,643,004
MUD 149	9	\$437,181	\$3,934,629
	159	\$549,869	\$87,429,178

Builder	Sale Price	Neighborhood	Legal Description	Contract Date
50'				
1 Perry Homes	\$348,000	Stonebrook	STO/2 / STO/1/82	07/16/19
50' Average	\$348,000		1 Homes	
50' Patio				
2 Sitterle Homes	\$445,000	Prestwick	PRW/1 / PRW/1/1	05/26/19
3 The Manors by Westport	\$425,000	The Manors	MAN/1 / MAN/2/8	06/19/19
50' Patio Average	\$435,000		2 Homes	
55' Patio				
4 Taylor Morrison	\$507,640	Avalon at Riverstone	AVALON/11A / AVA/1/10	03/05/19
5 Taylor Morrison	\$332,000	Avalon at Riverstone	AVALON/24A / AVA/2/5	01/18/19
6 Sitterle Homes	\$497,651	Prestwick	PRW/1 / PRW/2/3	04/08/19
55' Patio Average	\$445,764		3 Homes	
60'				
7 Westin Homes	\$550,000	Alden Springs	ALDEN/1 / AS/2/2	02/10/19
8 Taylor Morrison	\$454,597	Avalon at Riverstone	AVALON/12A / AVA/1/6	01/26/19
9 Taylor Morrison	\$400,000	Avalon at Riverstone	AVALON/12A / AVA/2/11	03/23/19
10 Taylor Morrison	\$500,746	Avalon at Riverstone	AVALON/12A / AVA/2/9	01/01/19
11 Taylor Morrison	\$414,000	Avalon at Riverstone	AVALON/12B / AVA/1/18	06/11/19
12 Taylor Morrison	\$449,720	Avalon at Riverstone	AVALON/12B / AVA/1/9	03/17/19
13 Taylor Morrison	\$478,000	Avalon at Riverstone	AVALON/12B / AVA/3/11	05/31/19
14 Taylor Morrison	\$519,665	Avalon at Riverstone	AVALON/12B / AVA/3/13	04/26/19
15 Taylor Morrison	\$474,355	Avalon at Riverstone	AVALON/12B / AVA/3/18	02/24/19
16 Taylor Morrison	\$482,000	Avalon at Riverstone	AVALON/12C / AVA/1/2	04/28/19
17 Taylor Morrison	\$472,580	Avalon at Riverstone	AVALON/12C / AVA/1/4	03/09/19
18 Taylor Morrison	\$493,990	Avalon at Riverstone	AVALON/12C / AVA/1/5	02/16/19
19 Taylor Morrison	\$504,952	Avalon at Riverstone	AVALON/12C / AVA/1/7	03/28/19
20 Taylor Morrison	\$424,730	Avalon at Riverstone	AVALON/12C / AVA/1/8	03/01/19
21 Taylor Morrison	\$566,503	Avalon at Riverstone	AVALON/12C / AVA/2/1	03/03/19
22 Taylor Morrison	\$554,532	Avalon at Riverstone	AVALON/12C / AVA/2/10	04/05/19
23 Taylor Morrison	\$546,448	Avalon at Riverstone	AVALON/12C / AVA/2/13	04/01/19
24 Taylor Morrison	\$517,759	Avalon at Riverstone	AVALON/12C / AVA/2/4	03/28/19
25 Taylor Morrison	\$518,175	Avalon at Riverstone	AVALON/12C / AVA/2/5	06/26/19
26 Taylor Morrison	\$507,775	Avalon at Riverstone	AVALON/12C / AVA/2/6	04/13/19
27 Taylor Morrison	\$501,178	Avalon at Riverstone	AVALON/12C / AVA/2/8	04/25/19
28 Darling Homes	\$550,000	Avalon at Riverstone	AVALON/12C / AVA/3/1	06/09/19
29 Taylor Morrison	\$500,634	Avalon at Riverstone	AVALON/12C / AVA/3/18	02/10/19
30 Darling Homes	\$636,500	Avalon at Riverstone	AVALON/12C / AVA/3/4	04/04/19

31	Darling Homes	\$580,000	Avalon at Riverstone	AVALON/12C / AVA/3/7	06/12/19
32	Darling Homes	\$525,000	Avalon at Riverstone	AVALON/12C / AVA/3/8	05/30/19
33	Perry Homes	\$448,000	Creekstone Village	CV/9 / CV/1/3	01/16/19
34	Perry Homes	\$495,000	Creekstone Village	CV/9 / CV/3/10	06/16/19
35	Perry Homes	\$451,647	Creekstone Village	CV/9 / CV/3/11	06/24/19
36	Perry Homes	\$468,020	Creekstone Village	CV/9 / CV/3/14	06/25/19
37	Perry Homes	\$420,730	Creekstone Village	CV/9 / CV/3/2	01/27/19
38	Perry Homes	\$440,000	Creekstone Village	CV/9 / CV/3/3	05/01/19
39	Perry Homes	\$421,408	Creekstone Village	CV/9 / CV/3/8	04/08/19
40	Perry Homes	\$444,453	Creekstone Village	CV/9 / CV/3/9	03/25/19
41	Newmark Homes	\$510,920	The Grove	GRV/1 / GRV/1/22	07/01/19
42	Newmark Homes	\$510,000	The Grove	GRV/1 / GRV/1/27	01/01/19
43	Newmark Homes	\$508,000	The Grove	GRV/1 / GRV/1/37	06/27/19
44	Newmark Homes	\$525,000	The Grove	GRV/1 / GRV/1/41	03/08/19
45	Newmark Homes	\$521,025	The Grove	GRV/1 / GRV/1/44	05/05/19
46	Newmark Homes	\$553,905	The Grove	GRV/1 / GRV/1/47	07/14/19
47	Newmark Homes	\$670,000	The Grove	GRV/1 / GRV/1/51	05/19/19
48	Newmark Homes	\$541,390	The Grove	GRV/1 / GRV/1/53	01/13/19
49	Newmark Homes	\$537,900	The Grove	GRV/1 / GRV/1/54	01/13/19
50	Newmark Homes	\$529,432	The Grove	GRV/1 / GRV/1/56	03/01/19
51	Meritage Homes	\$435,000	Auburn Heights	IVR/1 60' / IVR/1/54	02/01/19
52	Meritage Homes	\$485,000	Auburn Heights	IVR/1 60' / IVR/1/55	02/01/19
53	Meritage Homes	\$440,000	Scenic Bend	RSN/3 / RSN/1/16	01/18/19
54	Meritage Homes	\$425,219	Scenic Bend	RSN/3 / RSN/2/1	03/07/19
55	Meritage Homes	\$359,800	Scenic Bend	RSN/3 / RSN/2/2	04/07/19
56	Meritage Homes	\$454,990	Scenic Bend	RSN/3 / RSN/2/24	02/17/19
57	Meritage Homes	\$422,990	Scenic Bend	RSN/3 / RSN/2/5	03/18/19
58	Meritage Homes	\$366,990	Scenic Bend	RSN/3 / RSN/2/6	05/25/19
59	Meritage Homes	\$435,000	Scenic Bend	RSN/3 / RSN/2/9	03/09/19
60	Meritage Homes	\$403,000	Scenic Bend	RSN/4 / RSN/1/15	04/15/19
61	Meritage Homes	\$405,000	Scenic Bend	RSN/4 / RSN/1/18	05/05/19
62	Meritage Homes	\$445,800	Scenic Bend	RSN/4 / RSN/1/22	05/16/19
63	Meritage Homes	\$465,000	Scenic Bend	RSN/4 / RSN/1/25	03/16/19
64	Meritage Homes	\$506,643	Scenic Bend	RSN/4 / RSN/1/29	01/27/19
65	Meritage Homes	\$522,500	Scenic Bend	RSN/4 / RSN/1/31	07/13/19
66	Meritage Homes	\$406,171	Scenic Bend	RSN/4 / RSN/1/9	07/17/19
67	Meritage Homes	\$405,990	Scenic Bend	RSN/4 / RSN/2/1	05/01/19
68	Meritage Homes	\$371,990	Scenic Bend	RSN/4 / RSN/2/2	04/29/19
69	Meritage Homes	\$394,990	Scenic Bend	RSN/4 / RSN/2/3	07/14/19
70	Meritage Homes	\$400,000	Scenic Bend	RSN/6 / RSN/1/1	04/15/19
71	Meritage Homes	\$512,983	Scenic Bend	RSN/6 / RSN/1/10	01/01/19
72	Meritage Homes	\$445,000	Scenic Bend	RSN/6 / RSN/1/9	04/02/19
73	Meritage Homes	\$417,000	Scenic Bend	RSN/7 / RSN/1/1	07/13/19
74	Perry Homes	\$445,371	Stonebrook	STO/2 / STO/1/54	03/11/19
60' Average		\$477,840		68 Homes	
60' Patio					
75	Taylor Morrison	\$420,000	Avalon at Riverstone	AVALON/20 / AVA/2/1	05/16/19
76	Taylor Morrison	\$392,570	Avalon at Riverstone	AVALON/20 / AVA/2/3	03/31/19
77	Taylor Morrison	\$366,889	Avalon at Riverstone	AVALON/20 / AVA/2/9	05/16/19
78	Taylor Morrison	\$370,000	Avalon at Riverstone	AVALON/20 / AVA/3/3	03/06/19
79	Taylor Morrison	\$427,000	Avalon at Riverstone	AVALON/20 / AVA/3/4	02/24/19

80	Taylor Morrison	\$360,000	Avalon at Riverstone	AVALON/20 / AVA/4/14	01/27/19
81	Darling Homes	\$485,000	Avalon at Riverstone	AVALON/20 / AVA/4/2	01/27/19
82	Taylor Morrison	\$376,000	Avalon at Riverstone	AVALON/20 / AVA/4/23	04/19/19
83	Darling Homes	\$500,000	Avalon at Riverstone	AVALON/20 / AVA/4/5	01/27/19

60' Patio Average		\$410,829		9 Homes	
--------------------------	--	------------------	--	----------------	--

65'					
------------	--	--	--	--	--

84	Perry Homes	\$459,072	Creekstone Village	CV/9 / CV/1/1	02/15/19
85	Perry Homes	\$452,254	Creekstone Village	CV/9 / CV/1/4	02/01/19
86	Perry Homes	\$422,300	Creekstone Village	CV/9 / CV/3/19	06/17/19
87	Perry Homes	\$501,806	Creekstone Village	CV/9 / CV/4/1	01/26/19
88	Perry Homes	\$489,000	Creekstone Village	CV/9 / CV/4/2	02/22/19
89	Perry Homes	\$463,000	Creekstone Village	CV/9 / CV/4/4	02/24/19

65' Average		\$464,572		6 Homes	
--------------------	--	------------------	--	----------------	--

65' Patio					
------------------	--	--	--	--	--

90	Darling Homes	\$640,000	Avalon at Riverstone	AVALON/20 / AVA/3/16	03/05/19
91	Darling Homes	\$613,308	Avalon at Riverstone	AVALON/20 / AVA/3/18	03/05/19
92	Darling Homes	\$586,775	Avalon at Riverstone	AVALON/20 / AVA/3/20	02/23/19
93	Darling Homes	\$612,500	Whisper Rock	WHR/1 / WHR/1/26	07/05/19

65' Patio Average		\$613,146		4 Homes	
--------------------------	--	------------------	--	----------------	--

70'					
------------	--	--	--	--	--

94	Taylor Morrison	\$651,677	Avalon at Riverstone	AVALON/14 / AVA/1/10	02/01/19
95	Taylor Morrison	\$682,330	Avalon at Riverstone	AVALON/14 / AVA/1/11	03/01/19
96	Darling Homes	\$812,919	Avalon at Riverstone	AVALON/14 / AVA/1/14	06/21/19
97	Darling Homes	\$730,000	Avalon at Riverstone	AVALON/14 / AVA/1/17	03/17/19
98	Darling Homes	\$806,145	Avalon at Riverstone	AVALON/14 / AVA/1/19	06/01/19
99	Taylor Morrison	\$576,254	Avalon at Riverstone	AVALON/14 / AVA/1/2	05/12/19
100	Darling Homes	\$820,318	Avalon at Riverstone	AVALON/14 / AVA/1/20	03/23/19
101	Taylor Morrison	\$546,045	Avalon at Riverstone	AVALON/14 / AVA/1/3	03/09/19
102	Taylor Morrison	\$538,089	Avalon at Riverstone	AVALON/14 / AVA/1/4	03/09/19
103	Taylor Morrison	\$630,913	Avalon at Riverstone	AVALON/14 / AVA/1/51	02/01/19
104	Taylor Morrison	\$486,900	Avalon at Riverstone	AVALON/14 / AVA/1/52	03/26/19
105	Taylor Morrison	\$571,795	Avalon at Riverstone	AVALON/14 / AVA/1/54	04/08/19
106	Taylor Morrison	\$584,875	Avalon at Riverstone	AVALON/14 / AVA/1/55	03/05/19
107	Taylor Morrison	\$573,260	Avalon at Riverstone	AVALON/14 / AVA/1/7	01/26/19
108	Taylor Morrison	\$710,930	Avalon at Riverstone	AVALON/14 / AVA/1/8	04/06/19
109	Darling Homes	\$641,290	Avalon at Riverstone	AVALON/14 / AVA/2/13	05/29/19
110	Darling Homes	\$635,390	Avalon at Riverstone	AVALON/14 / AVA/2/17	04/28/19
111	Darling Homes	\$803,476	Avalon at Riverstone	AVALON/14 / AVA/2/19	03/10/19
112	Darling Homes	\$687,000	Avalon at Riverstone	AVALON/14 / AVA/2/2	05/31/19
113	Darling Homes	\$778,135	Avalon at Riverstone	AVALON/14 / AVA/2/7	04/04/19
114	Darling Homes	\$703,000	Avalon at Riverstone	AVALON/14 / AVA/2/9	06/16/19
115	Newmark Homes	\$682,000	Avalon at Riverstone	AVALON/18A / AVA/2/15	07/02/19
116	Newmark Homes	\$725,345	Avalon at Riverstone	AVALON/18A / AVA/3/8	01/16/19
117	Taylor Morrison	\$510,000	Avalon at Riverstone	AVALON/18B / AVA/2/14	05/31/19
118	Taylor Morrison	\$621,855	Avalon at Riverstone	AVALON/18B / AVA/2/23	05/03/19
119	Taylor Morrison	\$911,435	Avalon at Riverstone	AVALON/18B / AVA/2/3	02/05/19
120	Taylor Morrison	\$650,000	Avalon at Riverstone	AVALON/18B / AVA/2/33	01/27/19
121	Taylor Morrison	\$981,544	Avalon at Riverstone	AVALON/18B / AVA/2/6	01/16/19

122	Taylor Morrison	\$583,125	Avalon at Riverstone	AVALON/18B / AVA/3/2	05/23/19
123	Newmark Homes	\$635,990	Avalon at Riverstone	AVALON/18B / AVA/3/4	07/11/19
124	Taylor Morrison	\$625,726	Avalon at Riverstone	AVALON/18B / AVA/4/15	06/11/19
125	Taylor Morrison	\$539,607	Avalon at Riverstone	AVALON/18B / AVA/4/19	05/29/19
126	Taylor Morrison	\$550,000	Avalon at Riverstone	AVALON/18B / AVA/4/21	05/10/19
127	Taylor Morrison	\$562,787	Avalon at Riverstone	AVALON/18B / AVA/4/6	06/21/19
128	Taylor Morrison	\$618,714	Avalon at Riverstone	AVALON/18B / AVA/4/9	03/12/19
129	Meritage Homes	\$452,000	Ivory Ridge	IVR/1 70' / IVR/2/1	06/28/19
130	Meritage Homes	\$510,000	Ivory Ridge	IVR/1 70' / IVR/2/14	04/01/19
131	Meritage Homes	\$540,000	Ivory Ridge	IVR/1 70' / IVR/2/15	04/08/19
132	Meritage Homes	\$517,000	Ivory Ridge	IVR/1 70' / IVR/2/17	06/01/19
133	Meritage Homes	\$525,000	Ivory Ridge	IVR/1 70' / IVR/2/21	03/13/19
134	Meritage Homes	\$556,500	Ivory Ridge	IVR/1 70' / IVR/2/22	03/17/19
135	Meritage Homes	\$460,000	Ivory Ridge	IVR/1 70' / IVR/2/23	02/16/19
136	Meritage Homes	\$452,500	Ivory Ridge	IVR/1 70' / IVR/2/24	06/14/19
137	Meritage Homes	\$592,459	Ivory Ridge	IVR/1 70' / IVR/2/26	05/01/19
138	Meritage Homes	\$442,300	Ivory Ridge	IVR/1 70' / IVR/2/30	04/29/19
139	Meritage Homes	\$602,030	Ivory Ridge	IVR/1 70' / IVR/2/33	01/01/19
140	Meritage Homes	\$623,749	Ivory Ridge	IVR/1 70' / IVR/2/34	03/28/19
141	Meritage Homes	\$501,540	Ivory Ridge	IVR/1 70' / IVR/2/36	02/22/19
142	Meritage Homes	\$531,900	Ivory Ridge	IVR/1 70' / IVR/2/37	03/13/19
143	Meritage Homes	\$545,990	Ivory Ridge	IVR/1 70' / IVR/2/42	02/16/19
144	Meritage Homes	\$475,040	Ivory Ridge	IVR/1 70' / IVR/2/43	01/01/19
145	Meritage Homes	\$538,000	Ivory Ridge	IVR/1 70' / IVR/2/44	02/10/19
146	Meritage Homes	\$600,000	Ivory Ridge	IVR/1 70' / IVR/2/45	04/08/19
147	Meritage Homes	\$448,990	Ivory Ridge	IVR/1 70' / IVR/2/46	06/25/19
70' Average		\$612,664		54 Homes	

80'

148	Darling Homes	\$1,133,563	Avalon at Riverstone	AVALON/14 / AVA/1/25	02/08/19
149	Darling Homes	\$1,012,700	Avalon at Riverstone	AVALON/14 / AVA/1/42	04/05/19
150	Darling Homes	\$1,081,580	Avalon at Riverstone	AVALON/14 / AVA/1/46	05/01/19
151	Taylor Morrison	\$653,000	Avalon at Riverstone	AVALON/15B P2 / AVA/1/17	01/01/19
152	Darling Homes	\$1,157,700	Avalon at Riverstone	AVALON/17 / AVA/2/6	04/16/19
153	Taylor Morrison	\$850,000	Avalon at Riverstone	AVALON/17 / AVA/2/9	05/27/19
154	Taylor Morrison	\$585,378	Avalon at Riverstone	AVALON/17 / AVA/3/10	03/20/19
155	Taylor Morrison	\$698,812	Avalon at Riverstone	AVALON/17 / AVA/3/15	04/20/19
156	Taylor Morrison	\$765,370	Avalon at Riverstone	AVALON/17 / AVA/3/2	02/27/19
157	Taylor Morrison	\$805,520	Avalon at Riverstone	AVALON/17 / AVA/3/3	06/11/19
158	Taylor Morrison	\$840,827	Avalon at Riverstone	AVALON/17 / AVA/3/4	05/14/19
159	Taylor Morrison	\$775,000	Avalon at Riverstone	AVALON/22 / AVA/1/12	07/01/19
80' Average		\$863,288		12 Homes	

Riverstone Overall Sales Average

\$549,869

RESIDENTIAL DEVELOPMENT

Avalon 14
70 & 80 foot products



Photo taken 7/16/19



Avalon 19
70 & 80 foot products

WEST AVALON DR.

Photo taken 7/16/19




*The Grove at
Riverstone*
Newmark Homes
60 foot product

Photo taken 7/16/19

Creekstone 9
Perry Homes
60 & 65 foot products



Photo taken 7/16/19



Hagerson Road Tract
Taylor Morrison
60 foot product – 285 lots

Photo taken 7/16/19

**Hageron Road
widening project**



Photo taken 7/16/19



Photo taken 7/16/19



**Hunington
West Avalon and
University Blvd**

UNIVERSITY BLVD

West Avalon Dr.

Photo taken 7/16/19

**Rivergate
Shopping Center**



Photo taken 7/16/19

*The Village at
Riverstone*

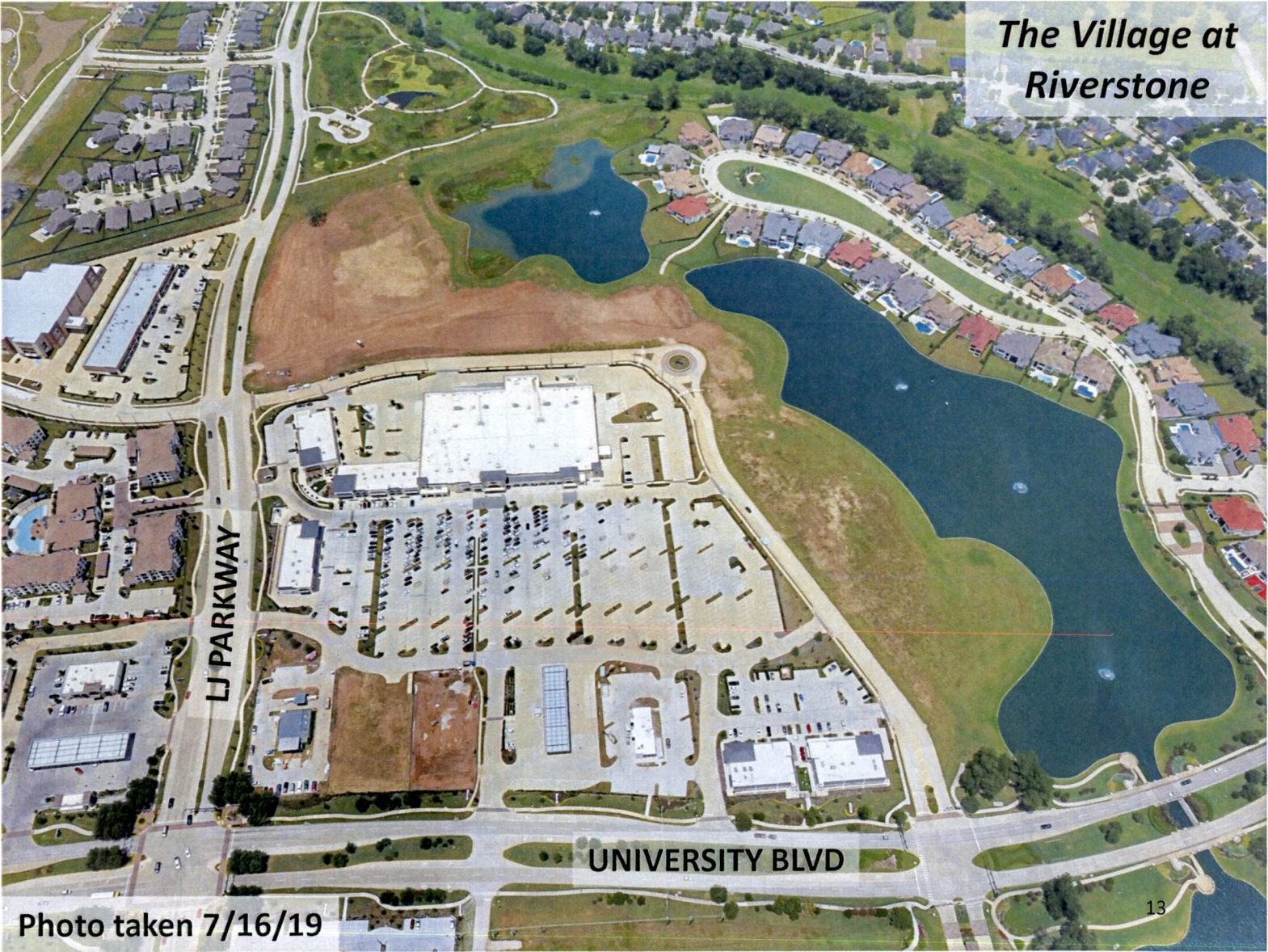
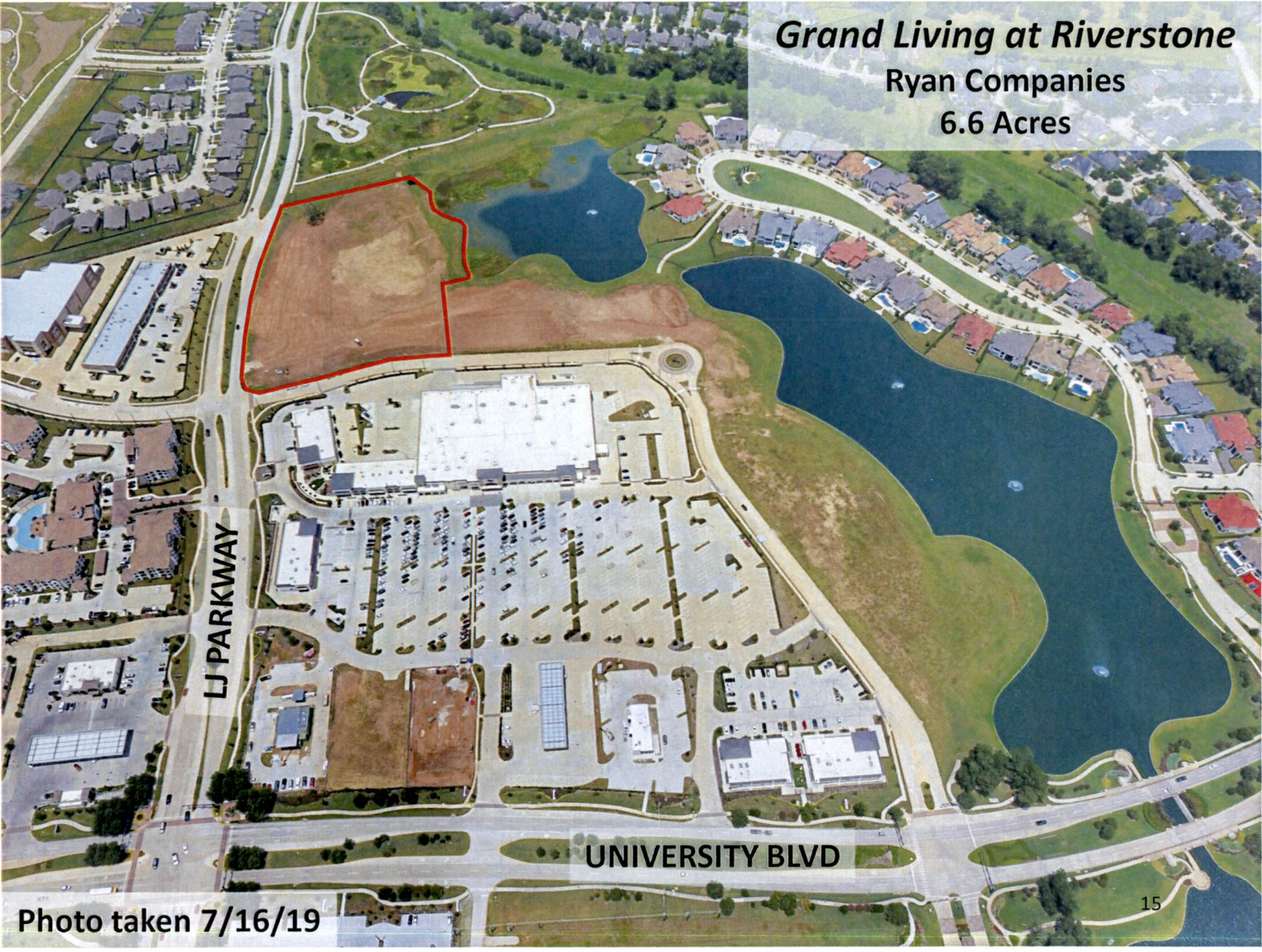


Photo taken 7/16/19

As of 7/17/19



AVAILABLE LEASED NAP (NOT A PART)



Grand Living at Riverstone
Ryan Companies
6.6 Acres

Photo taken 7/16/19



**Sports Medicine
Complex**
Dr. Brown
5.065 Acres

LJ PARKWAY

UNIVERSITY BLVD

Photo taken 7/16/19



Belvitera
Lee Wong
3.4247 Acres

Photo taken 7/16/19